

Small Signal Diodes

Features

- Silicon Epitaxial Planar Diode
- Fast switching diode
- Also available in case SOT-23 with designation BAS16

Mechanical Data

Case: SOD-323 Plastic Case


Weight: approx. 4 mg

Marking: A6

Packaging Codes/Options:

D5/10 K per 13" reel (8 mm tape), 30 K/box

D6/3 K per 7" reel (8 mm tape), 30 K/box



17431

Absolute Maximum Ratings

$T_{amb} = 25\text{ }^{\circ}\text{C}$, unless otherwise specified

| Parameter | Test condition | Symbol | Value | Unit |
|-------------------------------------|----------------------------|-----------|-------------------|------|
| Reverse voltage | | V_R | 75 | V |
| Peak reverse voltage | | V_{RM} | 100 | V |
| Forward current (continuous) | | I_F | 250 | mA |
| Non-repetitive peak forward current | $t = 1\text{ }\mu\text{s}$ | I_{FSM} | 2.0 | A |
| | $t = 1\text{ ms}$ | I_{FSM} | 1.0 | A |
| | $t = 1\text{ s}$ | I_{FSM} | 0.5 | A |
| Power dissipation | | P_{tot} | 200 ¹⁾ | mW |

¹⁾ Valid provided electrodes are kept at ambient temperature

Thermal Characteristics

$T_{amb} = 25\text{ }^{\circ}\text{C}$, unless otherwise specified

| Parameter | Test condition | Symbol | Value | Unit |
|------------------------------|----------------|--------|-------------|--------------------|
| Maximum junction temperature | | T_J | 150 | $^{\circ}\text{C}$ |
| Storage temperature | | T_S | - 65 to 150 | $^{\circ}\text{C}$ |

Electrical Characteristics

$T_{amb} = 25\text{ }^{\circ}\text{C}$, unless otherwise specified

| Parameter | Test condition | Symbol | Min | Typ. | Max | Unit |
|-----------------|--|--------|-----|------|------|---------------|
| Forward voltage | $I_F = 1\text{ mA}$ | V_F | | | 715 | mV |
| | $I_F = 10\text{ mA}$ | V_F | | | 855 | mV |
| | $I_F = 50\text{ mA}$ | V_F | | | 1.00 | V |
| | $I_F = 150\text{ mA}$ | V_F | | | 1.25 | V |
| Leakage current | $V_R = 25\text{ V}, T_J = 150\text{ }^{\circ}\text{C}$ | I_R | | | 30 | μA |
| | $V_R = 75\text{ V}$ | I_R | | | 1 | μA |
| | $V_R = 75\text{ V}, T_J = 150\text{ }^{\circ}\text{C}$ | I_R | | | 50 | μA |

| Parameter | Test condition | Symbol | Min | Typ. | Max | Unit |
|--|---|-----------------|-----|------|-----|-----------------------------|
| Capacitance | $V_R = 0$; $f = 1$ MHz | C_{tot} | | | 2 | pF |
| Reverse recovery time | $I_F = 10$ mA to $I_R = 10$ mA, $I_R = 1$ mA, $R_L = 100 \Omega$ | t_{rr} | | | 6 | ns |
| Thermal resistance junction to ambient air | | $R_{\theta JA}$ | | | 650 | $^{\circ}\text{C}/\text{W}$ |

Typical Characteristics ($T_{amb} = 25^{\circ}\text{C}$ unless otherwise specified)

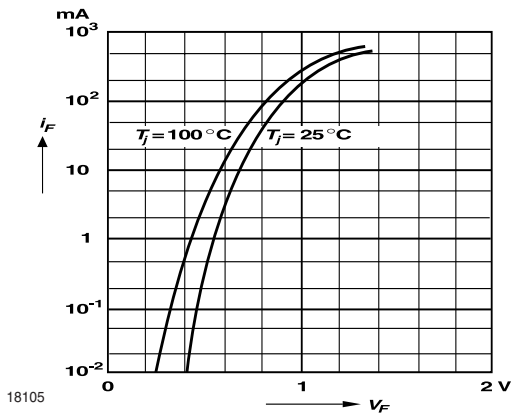


Figure 1. Forward characteristics

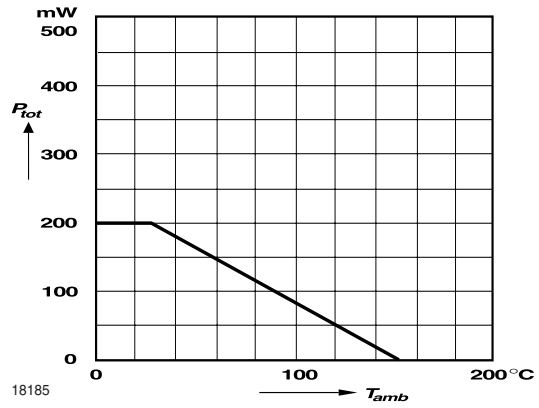


Figure 3. Admissible Power Dissipation vs. Ambient Temperature

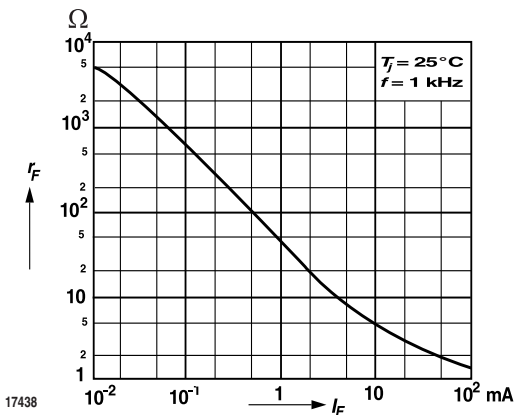


Figure 2. Dynamic Forward Resistance vs. Forward Current

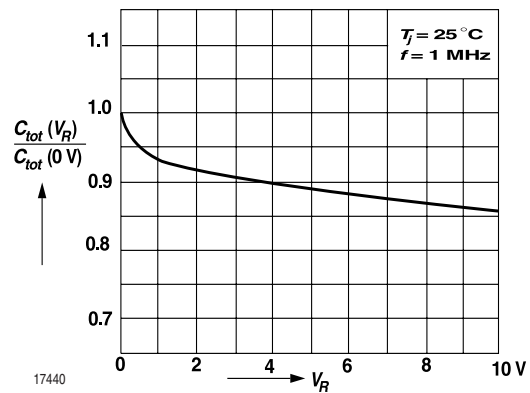


Figure 4. Relative Capacitance vs. Reverse Voltage

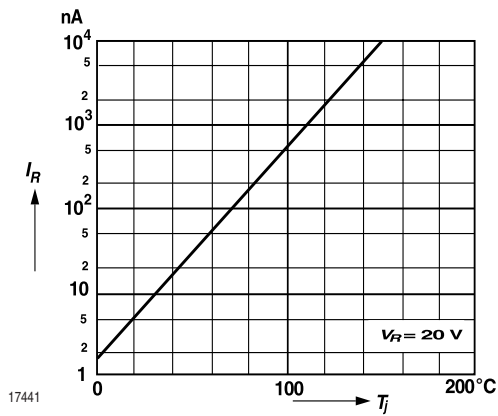


Figure 5. Leakage Current vs. Junction Temperature

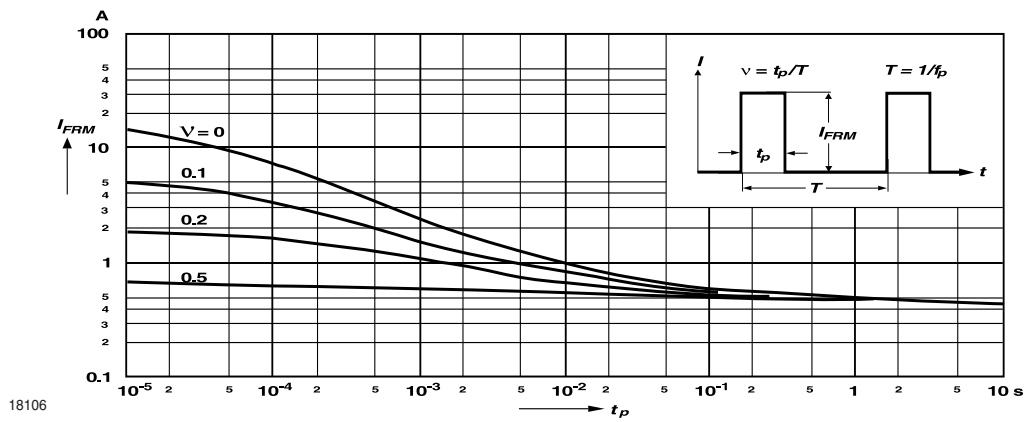
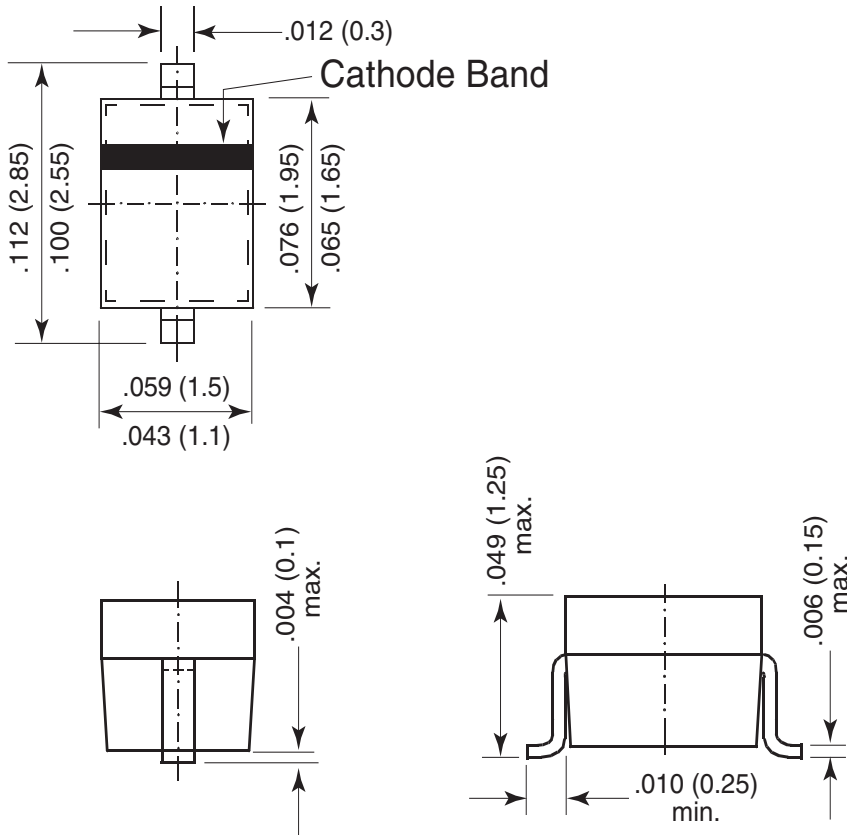


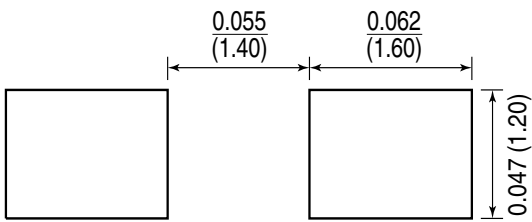
Figure 6. Admissible Repetitive Peak Forward Current vs. Pulse Duration

Package Dimensions in Inches (mm)



17443

Mounting Pad Layout



17444

Ozone Depleting Substances Policy Statement

It is the policy of **Vishay Semiconductor GmbH** to

1. Meet all present and future national and international statutory requirements.
2. Regularly and continuously improve the performance of our products, processes, distribution and operating systems with respect to their impact on the health and safety of our employees and the public, as well as their impact on the environment.

It is particular concern to control or eliminate releases of those substances into the atmosphere which are known as ozone depleting substances (ODSs).

The Montreal Protocol (1987) and its London Amendments (1990) intend to severely restrict the use of ODSs and forbid their use within the next ten years. Various national and international initiatives are pressing for an earlier ban on these substances.

Vishay Semiconductor GmbH has been able to use its policy of continuous improvements to eliminate the use of ODSs listed in the following documents.

1. Annex A, B and list of transitional substances of the Montreal Protocol and the London Amendments respectively
2. Class I and II ozone depleting substances in the Clean Air Act Amendments of 1990 by the Environmental Protection Agency (EPA) in the USA
3. Council Decision 88/540/EEC and 91/690/EEC Annex A, B and C (transitional substances) respectively.

Vishay Semiconductor GmbH can certify that our semiconductors are not manufactured with ozone depleting substances and do not contain such substances.

**We reserve the right to make changes to improve technical design
and may do so without further notice.**

Parameters can vary in different applications. All operating parameters must be validated for each customer application by the customer. Should the buyer use Vishay Semiconductors products for any unintended or unauthorized application, the buyer shall indemnify Vishay Semiconductors against all claims, costs, damages, and expenses, arising out of, directly or indirectly, any claim of personal damage, injury or death associated with such unintended or unauthorized use.

Vishay Semiconductor GmbH, P.O.B. 3535, D-74025 Heilbronn, Germany
Telephone: 49 (0)7131 67 2831, Fax number: 49 (0)7131 67 2423