



New Product

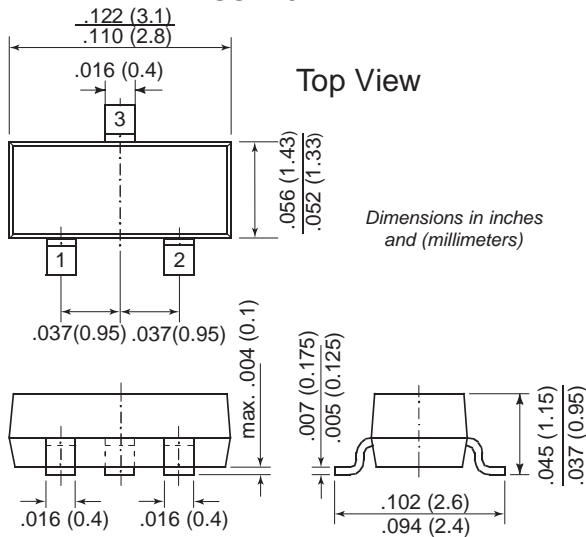
BAT17 and BAT17DS

Vishay Semiconductors
formerly General Semiconductor

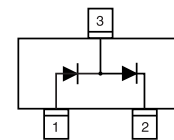
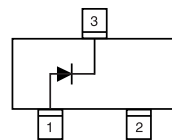
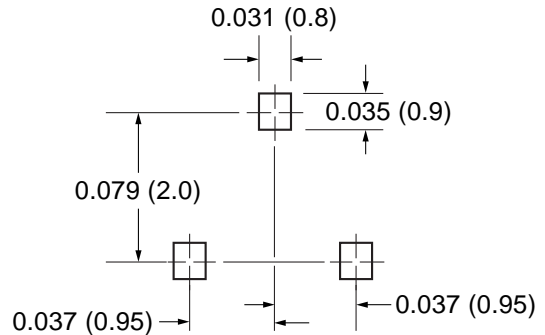
Schottky Diodes



SOT-23



Mounting Pad Layout



Features

- Low turn-on voltage
- Low capacitance
- Ultrafast switching
- Ideal for single or double, UHF balanced mixer, modulators and phase detectors.
- These diodes are also available in case styles SOD-123 with type designation BAT17W, and SOD-323 with type designation BAT17WS

Mechanical Data

Case: SOT-23 Plastic Package

Weight: approx. 0.008g

Marking Code: L7 for BAT17, L72 for BAT17DS

Packaging Codes/Options:

E8/10K per 13" reel (8mm tape), 30K/box

E9/3K per 7" reel (8mm tape), 30K/box

Maximum Ratings and Thermal Characteristics (T_C = 25°C unless otherwise noted)

Parameter	Symbol	Value	Unit
Continuous Reverse Voltage	V _R	4	V
Forward Current	I _F	30	mA
Power Dissipation at T _C = 25°C	P _{tot}	150 ⁽¹⁾	mW
Thermal Resistance Junction to Ambient Air	R _{θJA}	500 ⁽¹⁾	°C/W
Maximum Junction Temperature	T _j	125	°C
Storage Temperature Range	T _S	-65 to +150	°C

Electrical Characteristics (T_C = 25°C unless otherwise noted)

Minimum Reverse Breakdown Voltage at 10μA	V _{(BR)R}	4	V
Maximum Leakage Current at V _R = 3V at V _R = 3V, T _{amb} = 60°C	I _R	0.25 1.25	μA
Maximum Forward Voltage at I _F = 10 mA	V _F	600	mV
Maximum Diodes Capacitance at V _R = 0V, f = 1 MHz	C _D	1.0	pF

Note: (1) Valid provided that electrodes are kept at ambient temperature