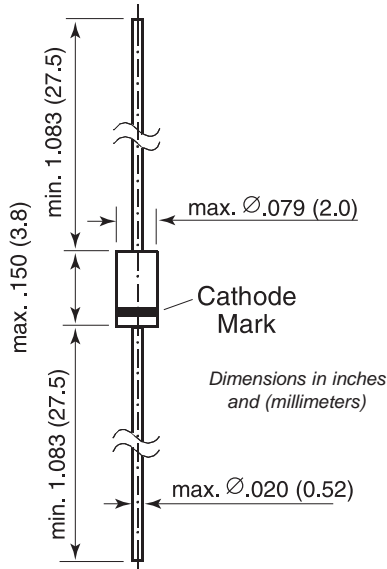


Schottky Diodes


DO-204AH (DO-35 Glass)


Features

- For general purpose applications
- These diodes feature very low turn-on voltage and fast switching. These devices are protected by a PN junction guard ring against excessive voltage, such as electrostatic discharges
- This diode is also available in the Mini-MELF case with type designations LL46

Mechanical Data

Case: DO-35 Glass Case

Weight: approx. 0.13g

Packaging Codes/Options:

D7/10K per 13" reel (52mm tape), 20K/box

D8/10K per Ammo tape (52mm tape), 20K/box

Maximum Ratings & Thermal Characteristics Ratings at 25°C ambient temperature unless otherwise specified.

Parameter	Symbol	Value	Unit
Repetitive Peak Reverse Voltage	V_{RRM}	40	V
Forward Continuous Current at $T_{amb} = 25^{\circ}\text{C}$	I_F	350 ⁽¹⁾	mA
Repetitive Peak Forward Current at $t_p < 1\text{s}$, $\delta < 0.5$, $T_{amb} = 25^{\circ}\text{C}$	I_{FRM}	1.0 ⁽¹⁾	A
Surge Forward Current at $t_p < 10\text{ ms}$, $T_{amb} = 25^{\circ}\text{C}$	I_{FSM}	7.5 ⁽¹⁾	A
Power Dissipation ⁽¹⁾ at $T_{amb} = 65^{\circ}\text{C}$	P_{tot}	330 ⁽¹⁾	mW
Thermal Resistance Junction to Ambient Air	$R_{\theta JA}$	300 ⁽¹⁾	$^{\circ}\text{C/W}$
Junction Temperature	T_j	125	$^{\circ}\text{C}$
Ambient Operating Temperature Range	T_{amb}	-65 to +125	$^{\circ}\text{C}$
Storage Temperature Range	T_s	-65 to +150	$^{\circ}\text{C}$

Note: (1) Valid provided that leads at a distance of 4mm from case are kept at ambient temperature

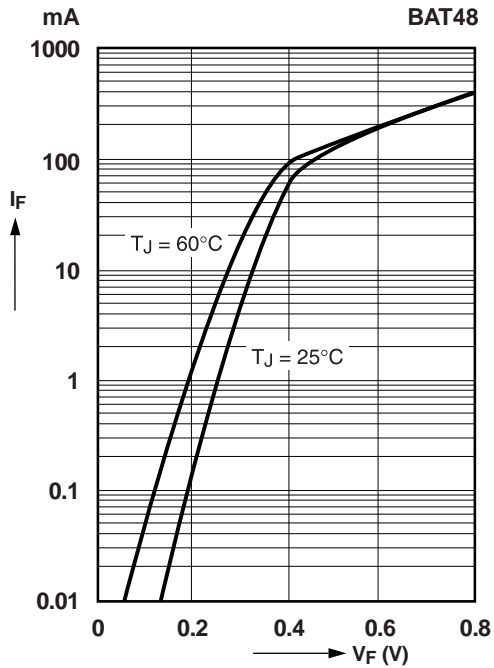
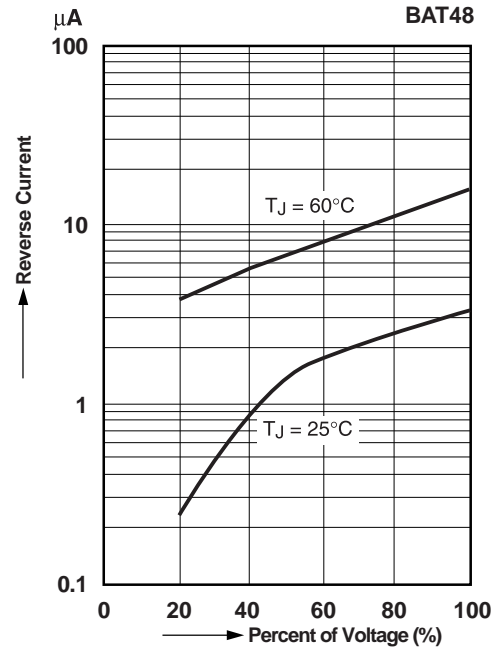


Electrical Characteristics Ratings at 25°C ambient temperature unless otherwise specified.

Parameter	Symbol	Min.	Typ.	Max.	Unit
Reverse Breakdown Voltage tested with 100μA Pulses	$V_{(BR)R}$	40	–	–	V
Forward Voltage Pulse Test $t_p < 300\mu s$, $\delta < 2\%$ at $I_F = 0.1mA$ at $I_F = 1.0mA$ at $I_F = 10mA$ at $I_F = 50mA$ at $I_F = 200mA$ at $I_F = 500mA$	V_F	– – – – – –	– – – – – –	0.25 0.30 0.40 0.50 0.75 0.90	V
Leakage Current Pulse Test $t_p < 300\mu s$, $\delta < 2\%$ at $V_R = 10V$ at $V_R = 10V$, $T_J = 60^\circ C$ at $V_R = 20V$ at $V_R = 20V$, $T_J = 60^\circ C$ at $V_R = 40V$ at $V_R = 40V$, $T_J = 60^\circ C$	I_R	– – – – – –	– – – – – –	2 15 5 25 25 50	μA
Capacitance at $V_R = 1V$, $f = 1MHz$	C_{tot}	–	12	–	pF

Note: (1) Valid provided that leads at a distance of 4mm from case are kept at ambient temperature (DO-35)

Ratings and Characteristic Curves ($T_A = 25^\circ\text{C}$ unless otherwise noted)

Forward Characteristics

Typical Reverse Characteristics

Admissible Power Dissipation vs. Ambient Temperature
