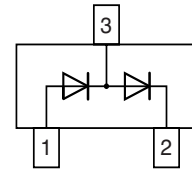



## Dual Shottky Diode

### Features

- Low forward voltage drop
- Ultrafast switching
- Ideal for hard-disk drive applications



18109

### Mechanical Data

**Case:** SOT-23 Plastic Package

**Weight:** approx. 8 mg

**Packaging Codes/Options:**

E8/10 K per 13 " reel (8 mm tape), 30 K/box

E9/3 K per 7 " reel (8 mm tape), 30 K/box

### Absolute Maximum Ratings

$T_{amb} = 25\text{ }^{\circ}\text{C}$ , unless otherwise specified

Parameter	Test condition	Symbol	Value	Unit
Continuous reverse voltage		$V_R$	20	V
Forward current		$I_F$	500	mA

### Maximum Thermal Resistance

$T_{amb} = 25\text{ }^{\circ}\text{C}$ , unless otherwise specified

Parameter	Test condition	Symbol	Value	Unit
Thermal resistance junction to ambient air		$R_{\theta JA}$	500 <sup>1)</sup>	$^{\circ}\text{C}/\text{W}$
Maximum junction temperature		$T_j$	150	$^{\circ}\text{C}$
Storage temperature range		$T_S$	- 65 to + 150	$^{\circ}\text{C}$

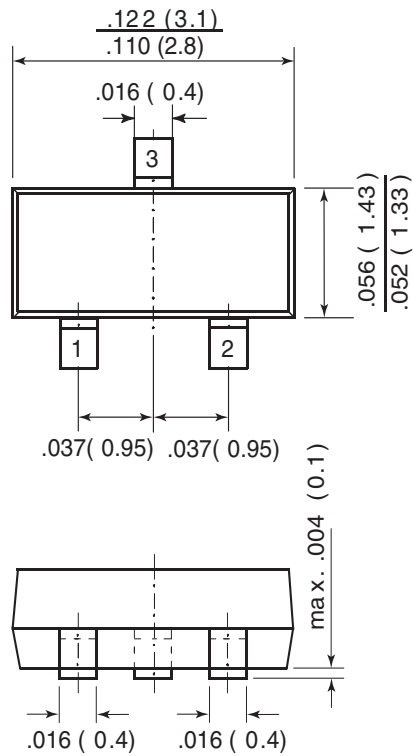
<sup>1)</sup> Valid provided that electrodes are kept at ambient temperature

### Electrical Characteristics

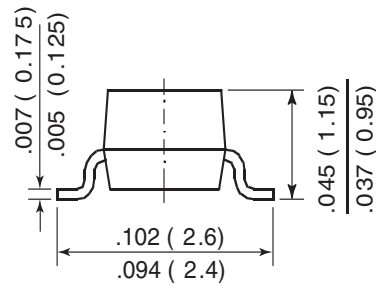
$T_{amb} = 25\text{ }^{\circ}\text{C}$ , unless otherwise specified

Parameter	Test condition	Symbol	Min	Typ.	Max	Unit
Minimum reverse breakdown voltage	$I_R = 100\text{ }\mu\text{A}$	$V_{(BR)R}$		20		V
Maximum leakage current	$V_R = 10\text{ V}$	$I_R$		20		$\mu\text{A}$
Maximum forward voltage	$I_F = 50\text{ mA}$	$V_F$		400		mV
	$I_F = 150\text{ mA}$	$V_F$		500		mV
Typical diodes capacitance	$V_R = 0\text{ V}$ , $f = 1\text{ MHz}$	$C_D$		370		pF
Typ. reverse recovery time	$I_F = I_R = 100\text{ mA}$	$t_{rr}$		32		ns

## Package Dimensions in Inches (mm)

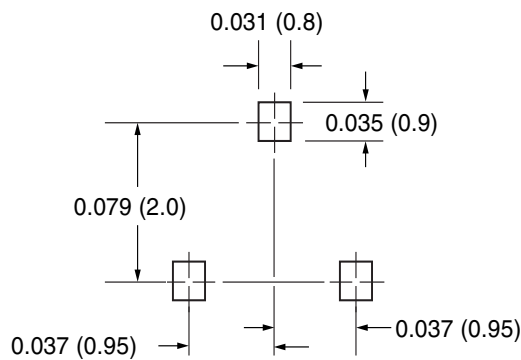


Top View



17418

## Mounting Pad Layout



17417



## **Ozone Depleting Substances Policy Statement**

It is the policy of **Vishay Semiconductor GmbH** to

1. Meet all present and future national and international statutory requirements.
2. Regularly and continuously improve the performance of our products, processes, distribution and operating systems with respect to their impact on the health and safety of our employees and the public, as well as their impact on the environment.

It is particular concern to control or eliminate releases of those substances into the atmosphere which are known as ozone depleting substances (ODSs).

The Montreal Protocol (1987) and its London Amendments (1990) intend to severely restrict the use of ODSs and forbid their use within the next ten years. Various national and international initiatives are pressing for an earlier ban on these substances.

**Vishay Semiconductor GmbH** has been able to use its policy of continuous improvements to eliminate the use of ODSs listed in the following documents.

1. Annex A, B and list of transitional substances of the Montreal Protocol and the London Amendments respectively
2. Class I and II ozone depleting substances in the Clean Air Act Amendments of 1990 by the Environmental Protection Agency (EPA) in the USA
3. Council Decision 88/540/EEC and 91/690/EEC Annex A, B and C (transitional substances) respectively.

**Vishay Semiconductor GmbH** can certify that our semiconductors are not manufactured with ozone depleting substances and do not contain such substances.

**We reserve the right to make changes to improve technical design  
and may do so without further notice.**

Parameters can vary in different applications. All operating parameters must be validated for each customer application by the customer. Should the buyer use Vishay Semiconductors products for any unintended or unauthorized application, the buyer shall indemnify Vishay Semiconductors against all claims, costs, damages, and expenses, arising out of, directly or indirectly, any claim of personal damage, injury or death associated with such unintended or unauthorized use.

Vishay Semiconductor GmbH, P.O.B. 3535, D-74025 Heilbronn, Germany  
Telephone: 49 (0)7131 67 2831, Fax number: 49 (0)7131 67 2423