


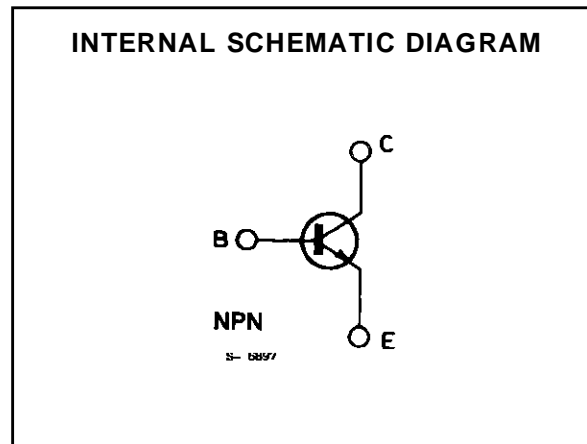
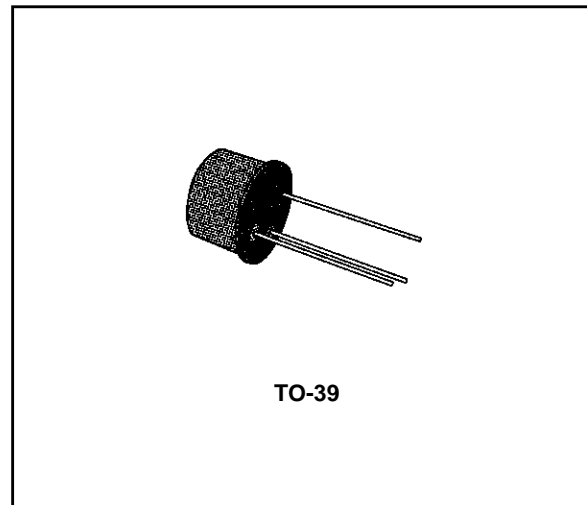
GENERAL PURPOSE HIGH-VOLTAGE TYPE

DESCRIPTION

The 2N1893 is a silicon planar epitaxial NPN transistor in Jedec TO-39 metal case, designed for use in high-performance amplifier, oscillator and switching circuits.

It provides greater voltage swings in oscillator and amplifier circuits and more protection in inductive switching circuits due to its 120 V collector-to-base voltage rating.

 Products approved to CECC 50002-104 available on request.



ABSOLUTE MAXIMUM RATINGS

Symbol	Parameter	Value	Unit
V_{CBO}	Collector-base Voltage ($I_E = 0$)	120	V
V_{CER}	Collector-emitter Voltage ($R_{BE} \leq 10 \Omega$)	100	V
V_{CEO}	Collector-emitter Voltage ($I_B = 0$)	80	V
V_{EBO}	Emitter-base Voltage ($I_C = 0$)	7	V
I_C	Collector Current	0.5	A
P_{tot}	Total Power Dissipation at $T_{amb} \leq 25 \text{ }^\circ\text{C}$	0.8	W
	at $T_{case} \leq 25 \text{ }^\circ\text{C}$	3	W
	at $T_{case} \leq 100 \text{ }^\circ\text{C}$	1.7	W
T_{stg}, T_j	Storage and Junction Temperature	- 65 to 200	$^\circ\text{C}$

THERMAL DATA

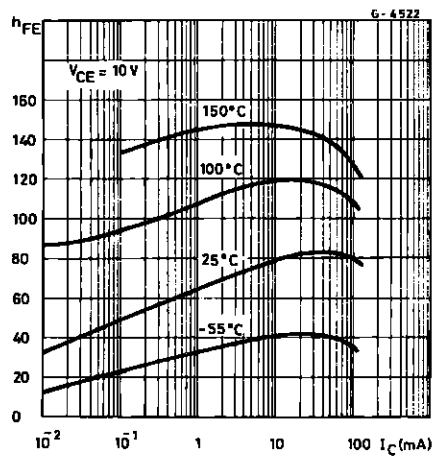
$R_{th\ j-case}$	Thermal Resistance Junction-case	Max	58	°C/W
$R_{th\ j-amb}$	Thermal Resistance Junction-ambient	Max	219	°C/W

ELECTRICAL CHARACTERISTICS ($T_{amb} = 25\text{ °C}$ unless otherwise specified)

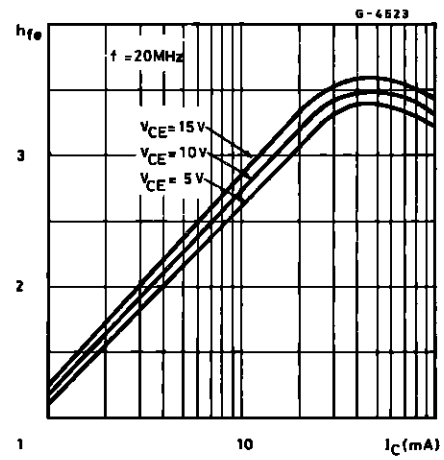
Symbol	Parameter	Test Conditions	Min.	Typ.	Max.	Unit
I_{CBO}	Collector Cutoff Current ($I_E = 0$)	$V_{CB} = 90\text{ V}$ $V_{CB} = 90\text{ V}$ $T_{amb} = 150\text{ °C}$			10 15	nA μA
I_{EBO}	Emitter Cutoff Current ($I_C = 0$)	$V_{EB} = 5\text{ V}$			10	nA
$V_{(BR)\ CBO}$	Collector-base Breakdown Voltage ($I_E = 0$)	$I_C = 100\text{ μA}$	120			V
$V_{(BR)\ CER}^*$	Collector-emitter Breakdown Voltage ($R_{BE} \leq 10\ \Omega$)	$I_C = 10\text{ mA}$	100			V
$V_{(BR)\ CEO}$	Collector-emitter Breakdown Voltage ($I_B = 0$)	$I_C = 10\text{ mA}$	80			V
$V_{(BR)\ EBO}$	Emitter-base Breakdown Voltage ($I_C = 0$)	$I_E = 100\text{ μA}$	7			V
$V_{CE(sat)}^*$	Collector-emitter Saturation Voltage	$I_C = 50\text{ mA}$ $I_B = 5\text{ mA}$ $I_C = 150\text{ mA}$ $I_B = 15\text{ mA}$			1.2 5	V V
$V_{BE(sat)}^*$	Base-emitter Saturation Voltage	$I_C = 50\text{ mA}$ $I_B = 5\text{ mA}$ $I_C = 150\text{ mA}$ $I_B = 15\text{ mA}$		0.82 0.96	0.9 1.3	V V
h_{FE}^*	DC Current Gain	$I_C = 0.1\text{ mA}$ $V_{CE} = 10\text{ V}$ $I_C = 10\text{ mA}$ $V_{CE} = 10\text{ V}$ $I_C = 150\text{ mA}$ $V_{CE} = 10\text{ V}$ $I_C = 10\text{ mA}$ $V_{CE} = 10\text{ V}$ $T_{amb} = -55\text{ °C}$	20 35 40 20	50 80 80 40	120	
h_{fe}	Small Signal Current Gain	$I_C = 1\text{ mA}$ $V_{CE} = 5\text{ V}$ $f = 1\text{ kHz}$ $I_C = 5\text{ mA}$ $V_{CE} = 10\text{ V}$ $f = 1\text{ kHz}$	30 45	70 85	150	
f_T	Transition Frequency	$I_C = 50\text{ mA}$ $V_{CE} = 10\text{ V}$ $f = 20\text{ MHz}$	50	70		MHz
C_{EBO}	Emitter-base Capacitance	$I_C = 0$ $V_{EB} = 0.5\text{ V}$ $f = 1\text{ MHz}$		55	85	pF
C_{CBO}	Collector-base Capacitance	$I_E = 0$ $V_{CB} = 10\text{ V}$ $f = 1\text{ MHz}$		13	15	pF

* Pulsed : pulse duration = 300 μs, duty cycle = 1 %.

DC Current Gain.

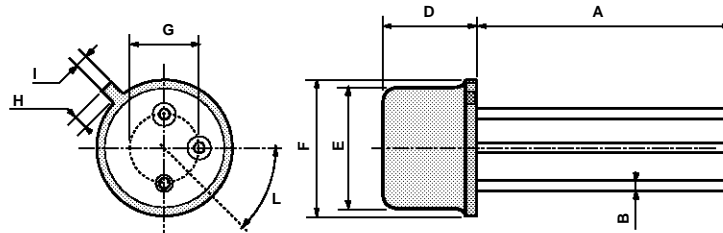


High-frequency Current Gain.



TO39 MECHANICAL DATA

DIM.	mm			inch		
	MIN.	TYP.	MAX.	MIN.	TYP.	MAX.
A	12.7			0.500		
B			0.49			0.019
D			6.6			0.260
E			8.5			0.334
F			9.4			0.370
G	5.08			0.200		
H			1.2			0.047
I			0.9			0.035
L	45° (typ.)					



P008B

Information furnished is believed to be accurate and reliable. However, SGS-THOMSON Microelectronics assumes no responsibility for the consequences of use of such information nor for any infringement of patents or other rights of third parties which may result from its use. No license is granted by implication or otherwise under any patent or patent rights of SGS-THOMSON Microelectronics. Specifications mentioned in this publication are subject to change without notice. This publication supersedes and replaces all information previously supplied. SGS-THOMSON Microelectronics products are not authorized for use as critical components in life support devices or systems without express written approval of SGS-THOMSON Microelectronics.

© 1994 SGS-THOMSON Microelectronics - All Rights Reserved

SGS-THOMSON Microelectronics GROUP OF COMPANIES

Australia - Brazil - France - Germany - Hong Kong - Italy - Japan - Korea - Malaysia - Malta - Morocco - The Netherlands -
Singapore - Spain - Sweden - Switzerland - Taiwan - Thailand - United Kingdom - U.S.A