

FAST RECOVERY RECTIFIER DIODE
MAJOR PRODUCTS CHARACTERISTICS

I_{F(AV)}	3 A
V_{RRM}	400 V
t_{rr}	25 ns
V_{F (max)}	1.4 V

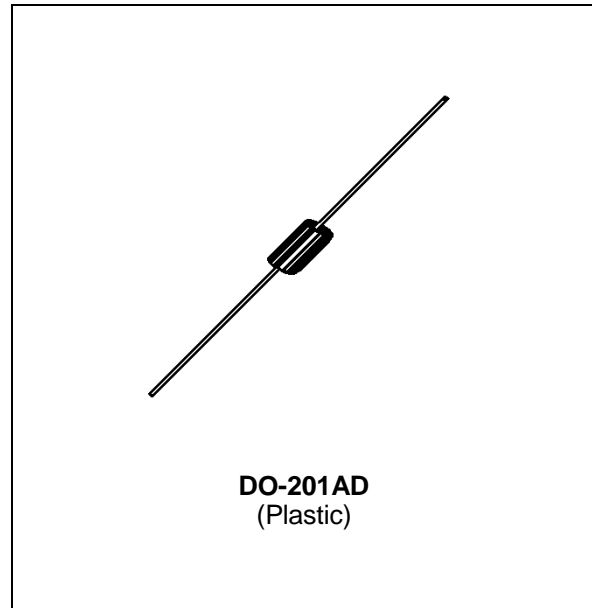
FEATURES

- VERY LOW REVERSE RECOVERY TIME
- VERY LOW SWITCHING LOSSES
- LOW NOISE TURN-OFF SWITCHING

DESCRIPTION

Free wheeling diode in converters and motor control circuits.

Rectifiers in S.M.P.S.


ABSOLUTE RATINGS (limiting values)

Symbol	Parameter		Value	Unit
V _{RRM}	Repetitive peak reverse voltage		400	V
V _{RSM}	Non repetitive peak reverse voltage		400	V
I _{FRM}	Repetive peak forward current	t _p 10μs	60	A
I _{F (AV)}	Average forward current*	T _a = 65°C δ = 0.5	3	A
I _{FSM}	Surge non repetitive forward current	t _p = 10ms Sinusoidal	60	A
P	Power dissipation *	T _a = 65°C	4.2	W
T _{stg}	Storage temperature range		- 40 to + 150	°C
T _j	Maximum operating junction temperature		+ 150	

* On infinite heatsink with 10mm lead length.

BYT03-400

THERMAL RESISTANCES

Symbol	Parameter	Value	Unit
$R_{th(j-a)}$	Junction-ambient*	20	°C/W

* On infinite heatsink with 10mm lead length.

STATIC ELECTRICAL CHARACTERISTICS

Symbol	Test Conditions		Min.	Typ.	Max.	Unit
I_R	$T_j = 25C$	$V_R = V_{RRM}$			20	μA
	$T_j = 100C$				0.5	mA
V_F	$T_j = 25C$	$I_F = 3A$			1.5	V
	$T_j = 100C$				1.4	

RECOVERY CHARACTERISTICS

Symbol	Test Conditions		Min.	Typ.	Max.	Unit
t_{rr}	$T_j = 25C$	$I_F = 1A$ $di_F/dt = -15A/\mu s$ $V_R = 30V$			55	ns
		$I_F = 0.5A$ $I_R = 1A$ $I_{rr} = 0.25A$			25	

TURN-OFF SWITCHING CHARACTERISTICS - Without series inductance

Symbol	Test Conditions		Min.	Typ.	Max.	Unit
t_{IRM}	$di_F/dt = -50A/\mu s$	$V_{CC} = 200V$ $I_F = 3A$ $L_p \leq 0.05\mu H$ $T_j = 100^\circ C$		35	50	ns
I_{RM}	$di_F/dt = -50A/\mu s$				1.5	2

To evaluate the conduction losse use the following equations :

$$V_F = 1.1 + 0.050 I_F \quad P = 1.1 \times I_{F(AV)} + 0.050 I_{F(RMS)}^2$$

Fig. 1: Maximum average power dissipation versus average forward current.

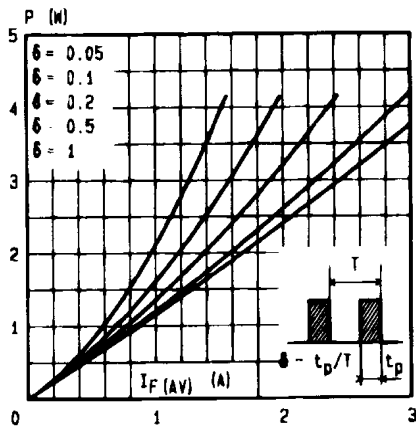


Fig. 2: Average forward current versus ambient temperature.

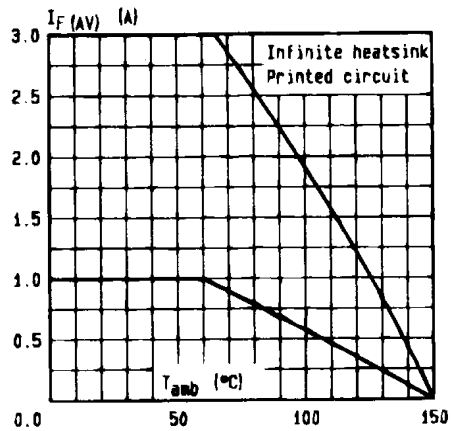


Fig.3 : Thermal resistance versus lead length.

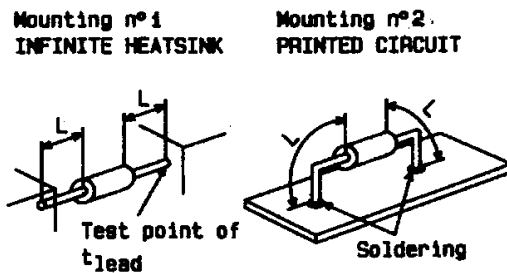
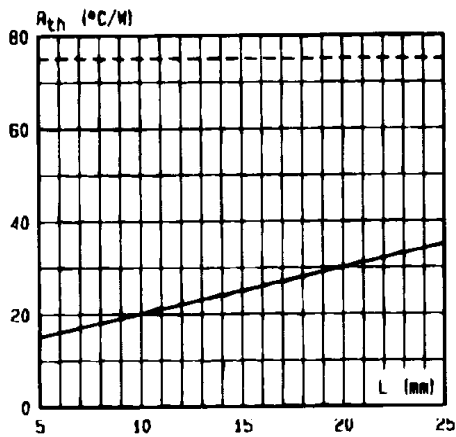


Fig. 5: Peak forward current versus peak forward voltage drop (maximum values).

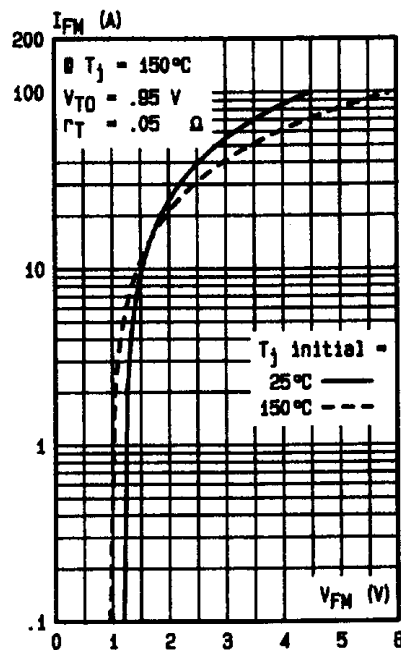


Fig. 4: Transient thermal impedance junction ambient for mounting n° 2 versus pulse duration (L = 10 mm).

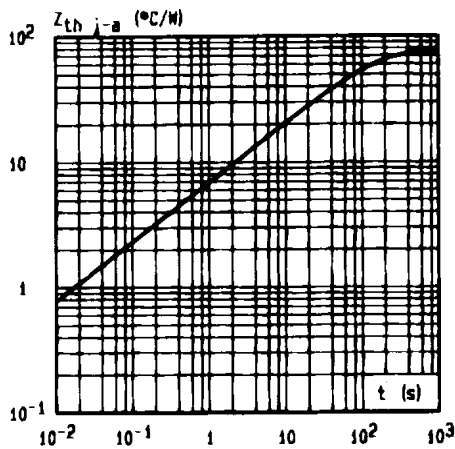


Fig. 7: Recovery time versus di_F/dt .

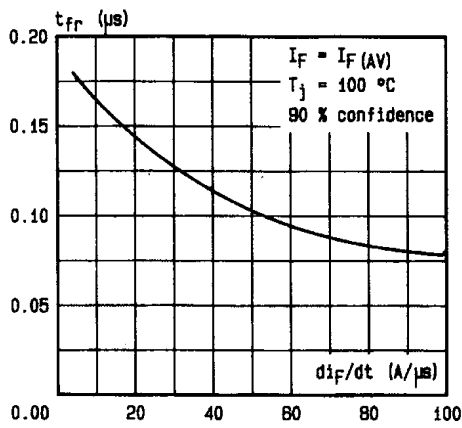


Fig. 8: Peak forward voltage versus di_F/dt .

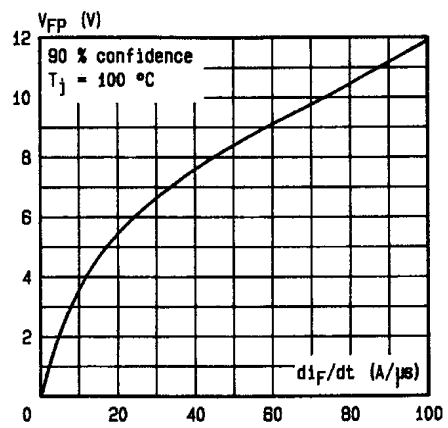


Fig. 9: Peak reverse current versus di_F/dt .

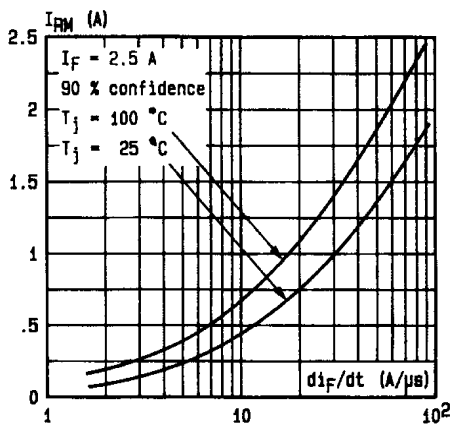


Fig. 10: Recovery charge versus di_F/dt (typical values).

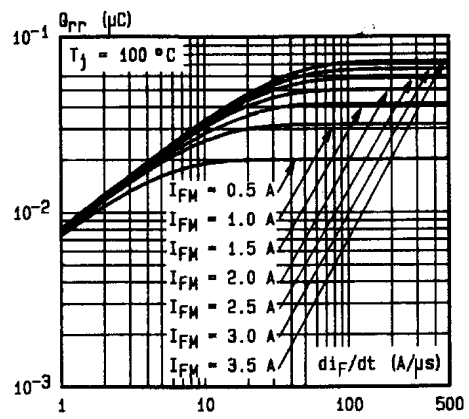


Fig. 11: Dynamic parameters versus junction temperature.

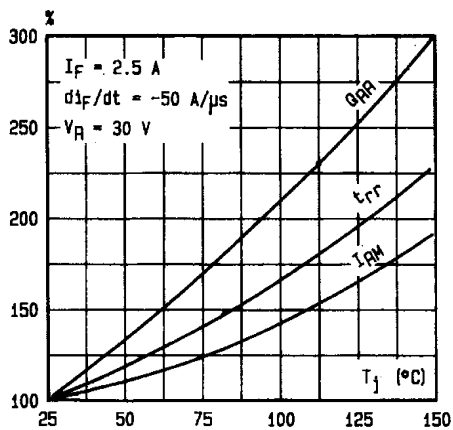
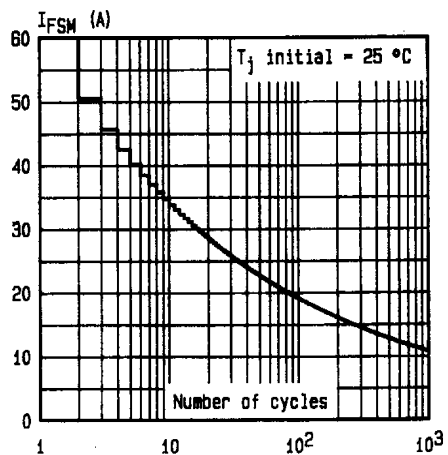
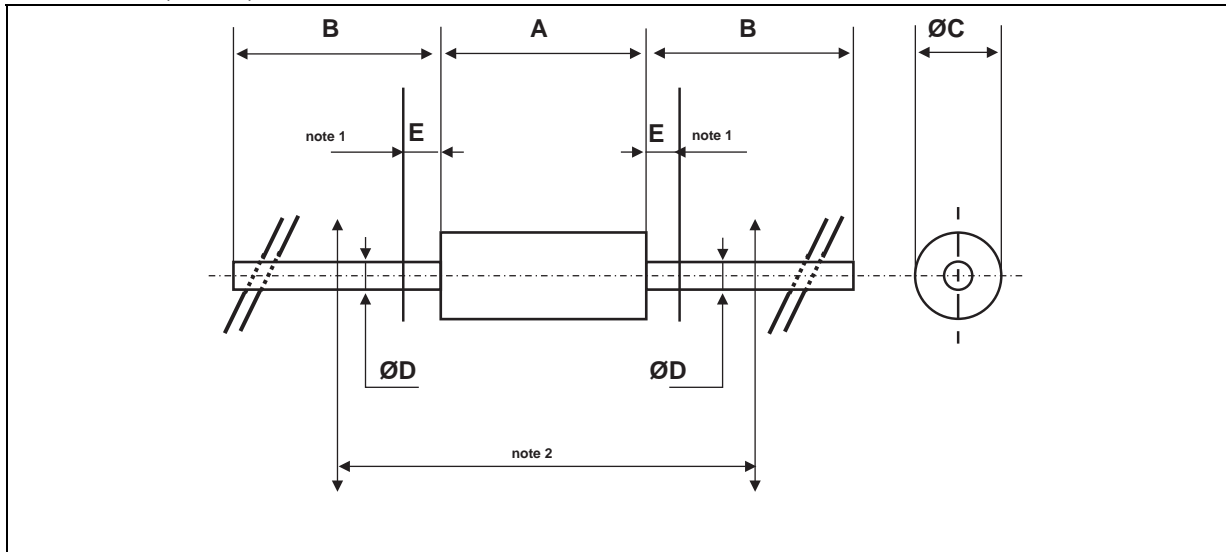


Fig. 12: Non repetitive surge peak current versus number of cycle.



PACKAGE MECHANICAL DATA
DO-201AD (Plastic)



REF.	DIMENSIONS				NOTES
	Millimeters		Inches		
	Min.	Max.	Min.	Max.	
A		9.50		0.374	1 - The lead diameter $\varnothing D$ is not controlled over zone E 2 - The minimum axial length within which the device may be placed with its leads bent at right angles is 0.59"(15 mm)
B	25.40		1.000		
$\varnothing C$		5.30		0.209	
$\varnothing D$		1.30		0.051	
E		1.25		0.049	

Information furnished is believed to be accurate and reliable. However, STMicroelectronics assumes no responsibility for the consequences of use of such information nor for any infringement of patents or other rights of third parties which may result from its use. No license is granted by implication or otherwise under any patent or patent rights of STMicroelectronics. Specifications mentioned in this publication are subject to change without notice. This publication supersedes and replaces all information previously supplied. STMicroelectronics products are not authorized for use as critical components in life support devices or systems without express written approval of STMicroelectronics.

The ST logo is a registered trademark of STMicroelectronics

© 1999 STMicroelectronics - Printed in Italy - All rights reserved.

STMicroelectronics GROUP OF COMPANIES

Australia - Brazil - China - Finland - France - Germany - Hong Kong - India - Italy - Japan - Malaysia
Malta - Morocco - Singapore - Spain - Sweden - Switzerland - United Kingdom - U.S.A.

<http://www.st.com>