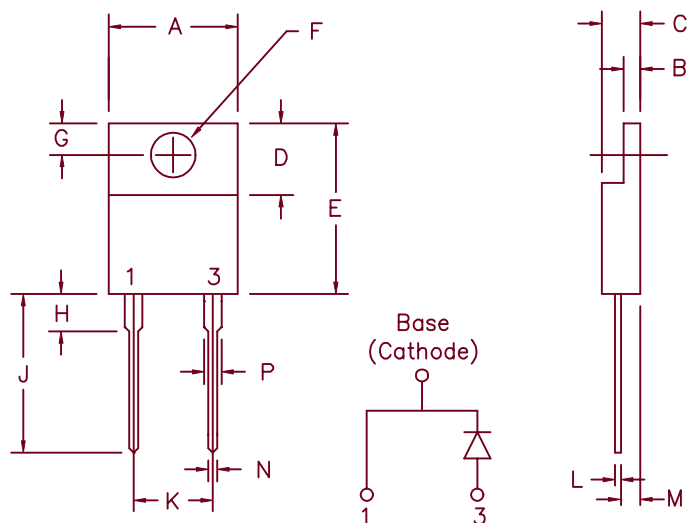


10 Amp Schottky Rectifier MS1045



Dim.	Inches		Millimeter		Notes
	Minimum	Maximum	Minimum	Maximum	
A	.390	.415	9.91	10.54	
B	.045	.055	1.14	1.40	
C	.180	.190	4.57	4.83	
D	.245	.260	6.22	6.60	
E	.550	.650	13.97	16.51	
F	.139	.155	3.53	3.94	Dia.
G	.100	.120	2.54	3.05	
H	---	.250	---	6.35	
J	.500	.580	12.70	14.73	
K	.190	.210	4.83	5.33	
L	.014	.025	0.35	0.63	
M	.080	.115	2.03	2.92	
N	.028	.038	0.71	0.96	
P	.045	.055	1.14	1.40	

Similar to TO-220AC

Microsemi Catalog Number	Industry Part Number	Working Peak Reverse Voltage	Repetitive Peak Reverse Voltage
MS1045	SBL8L40, SBL10L30 10TQ035, 10TQ045 MBR735, MBR745 MBR1035, MBR1045	45V	45V

- Schottky Barrier Rectifier
- Guard Ring Protection
- Low Forward Voltage
- 150°C Junction Temperature
- Reverse Energy Tested

Electrical Characteristics		
Average forward current	I _{F(AV)} 10 Amps	T _C = 115°C Square wave, R _{θJC} = 2.5°C/W
Maximum surge current	I _{F(AV)} 225 Amps	8.3 ms, half sine, T _J = 150°C
Max peak forward voltage	V _{FM} .47 Volts	I _{FM} = 10A: T _J = 150°C*
Max peak forward voltage	V _{FM} .56 Volts	I _{FM} = 10A: \bar{U} = 25°C*
Max peak reverse current	I _{RM} 2 mA	V _{RRM} , T _J = 25°C
Typical junction capacitance	C _J 575 pF	V _R = 5.0V, T _J = 25°C

* Pulse test: Pulse width 300 μsec, Duty cycle 2%

Thermal and Mechanical Characteristics		
Storage temperature range	T _{STG}	-55°C to 175°C
Operating junction temp range	T _J	-55°C to 150°C
Maximum thermal resistance	R _{θJC}	2.5°C/W Junction to Case
Mounting torque		8-12 inch pounds (6-32 screw)
Weight		.08 ounces (2.3 grams) typical

MS1045

Figure 1
Typical Forward Characteristic

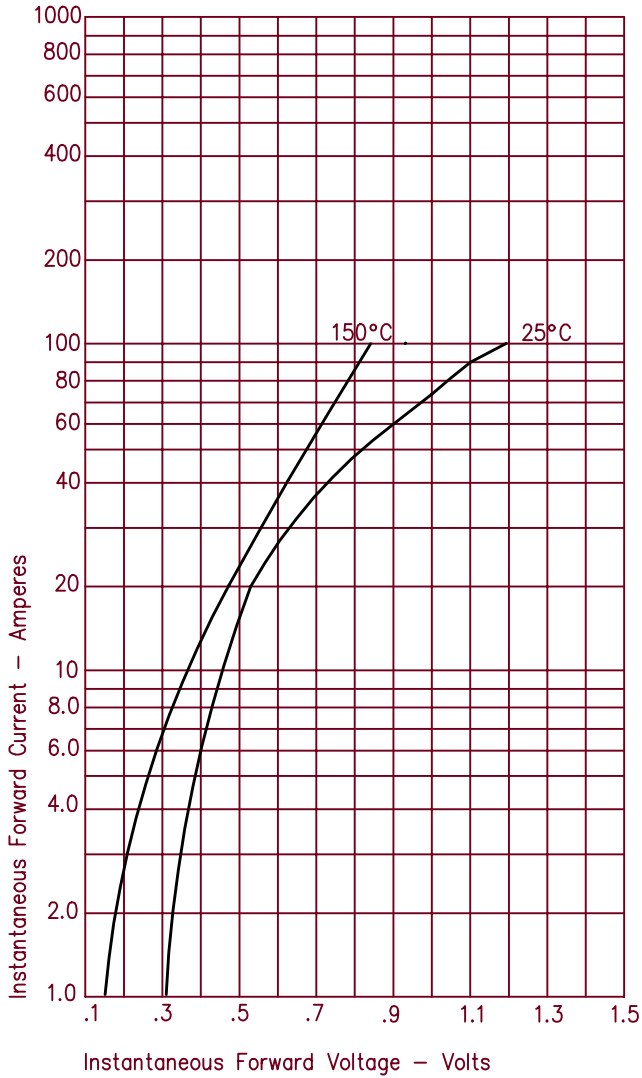


Figure 3
Typical Junction Capacitance

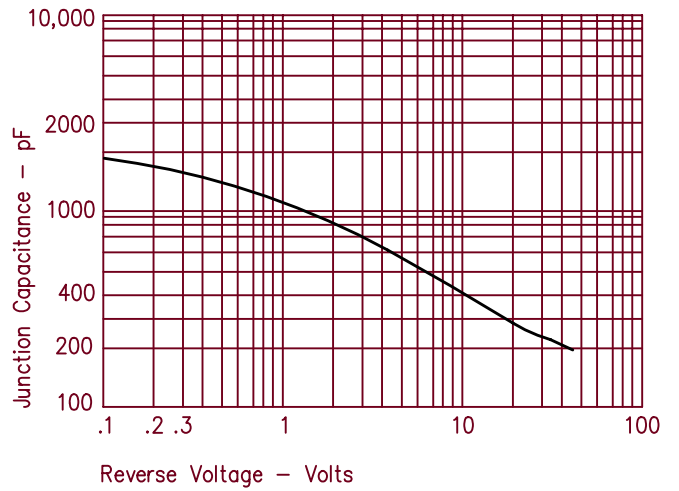


Figure 4
Forward Current Derating

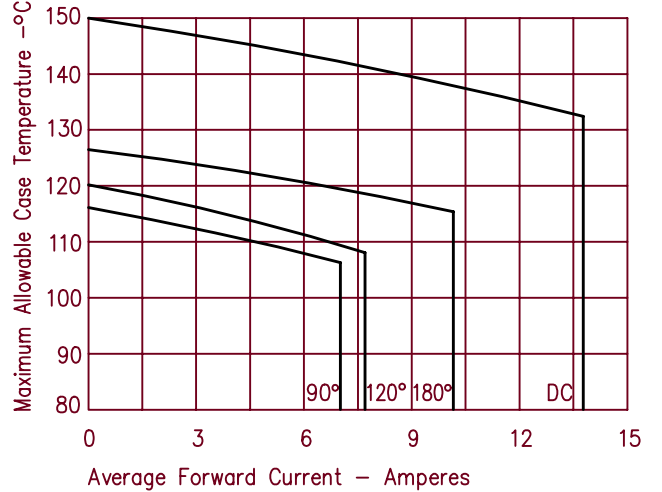


Figure 2
Typical Reverse Characteristics

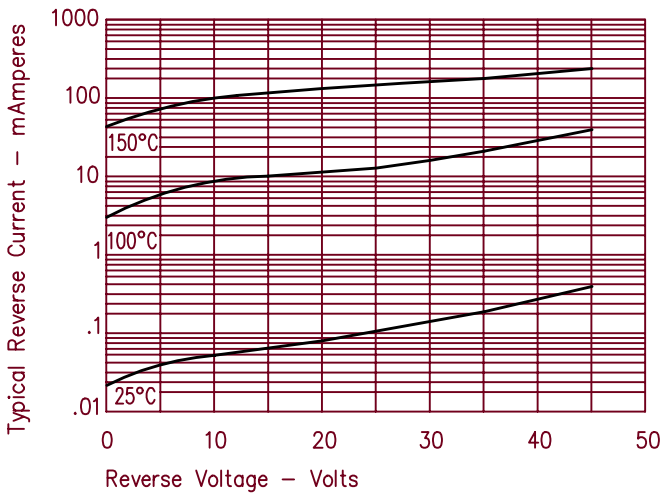


Figure 5
Maximum Forward Power Dissipation

