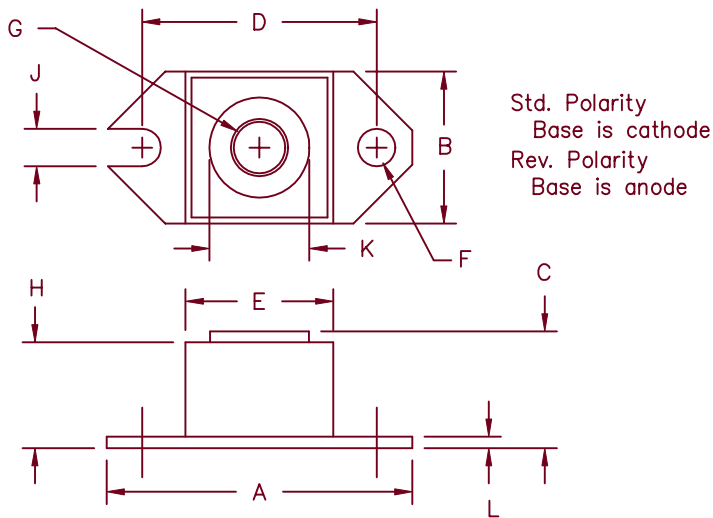


# 180 Amp Schottky Rectifier

## HS18035 — HS18045



Dim.	Inches		Millimeter		Notes
	Minimum	Maximum	Minimum	Maximum	
A	1.52	1.56	38.86	39.62	
B	.725	.775	18.42	19.69	
C	.605	.625	15.37	15.88	
D	1.182	1.192	30.02	30.28	
E	.745	.755	18.92	19.18	Sq.
F	.152	.160	3.86	4.06	Dia.
G		1/4-20 UNC-2B			
H	.570	.580	14.49	14.73	
J	.156	.160	3.96	4.06	
K	.495	.505	12.57	12.83	Dia.
L	.120	.130	3.05	3.30	

Microsemi Catalog Number	Industry Part Number	Working Peak Reverse Voltage	Repetitive Peak Reverse Voltage	
HS18035*	180NQ035 MBR20035	35V	35V	<ul style="list-style-type: none"> <li>● Schottky Barrier Rectifier</li> <li>● Guard Ring Protection</li> <li>● 180 Amperes/35-45 Volts</li> <li>● 150°C Junction Temperature</li> <li>● Reverse Energy Tested</li> </ul>
HS18040*	180NQ040 MBR20040	40V	40V	
HS18045*	180NQ045 MBR20045	45V	45V	

\* Add Suffix R for Reverse Polarity

Electrical Characteristics		
Average forward current	$I_F(AV)$ 180 Amps	$T_C = 83^\circ C$ , Square wave, $R_{\theta JC} = .32^\circ C/W$
Maximum surge current	$I_{FSM}$ 3000 Amps	8.3ms, half sine, $T_J = 150^\circ C$
Maximum repetitive reverse current	$I_{R(OV)}$ 2 Amps	$f = 1\text{ KHZ}$ , $25^\circ C$
Max peak forward voltage	$V_{FM}$ 0.41 Volts	$I_{FM} = 180A$ : $T_J = 125^\circ C^*$
Max peak forward voltage	$V_{FM}$ 0.55 Volts	$I_{FM} = 180A$ : $T_J = 25^\circ C^*$
Max peak reverse current	$I_{RM}$ 3.5 Amp	$V_{RRM}$ , $T_J = 125^\circ C^*$
Max peak reverse current	$I_{RM}$ 10mA	$V_{RRM}$ , $T_J = 25^\circ C$
Typical junction capacitance	$C_J$ 7000pF	$V_R = 5.0V$ , $T_C = 25^\circ C$

\*Pulse test: Pulse width 300  $\mu$ sec, Duty cycle 2%

Thermal and Mechanical Characteristics		
Storage temp range	$T_{STG}$	$-55^\circ C$ to $150^\circ C$
Operating junction temp range	$T_J$	$-55^\circ C$ to $150^\circ C$
Max thermal resistance	$R_{\theta JC}$	$0.32^\circ C/W$ Junction to case
Typical thermal resistance (greased)	$R_{\theta CS}$	$0.12^\circ C/W$ Case to sink
Terminal Torque		35-40 inch pounds
Mounting Base Torque		20-25 inch pounds
Weight		1.1 ounces (32 grams) typical

# HS18035 — HS18045

Figure 1  
Typical Forward Characteristics

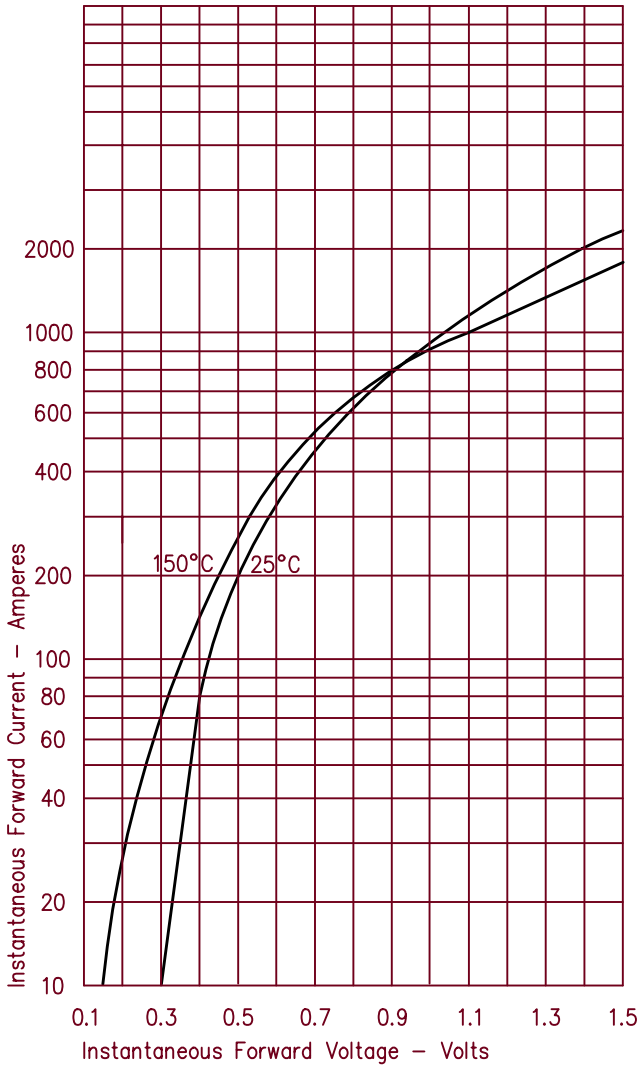


Figure 3  
Typical Junction Capacitance

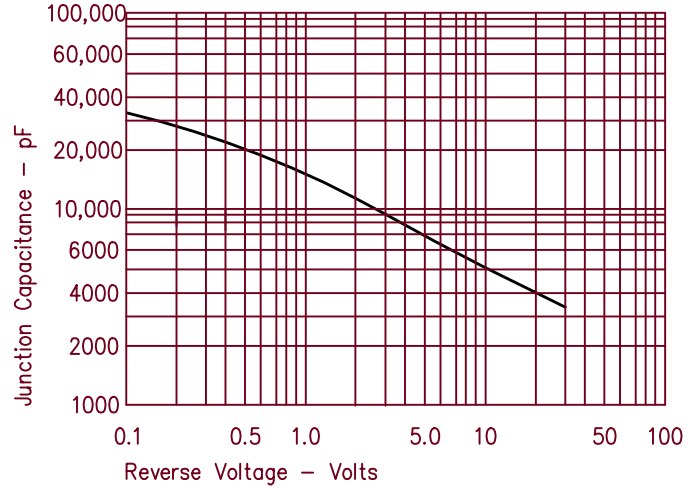


Figure 4  
Forward Current Derating

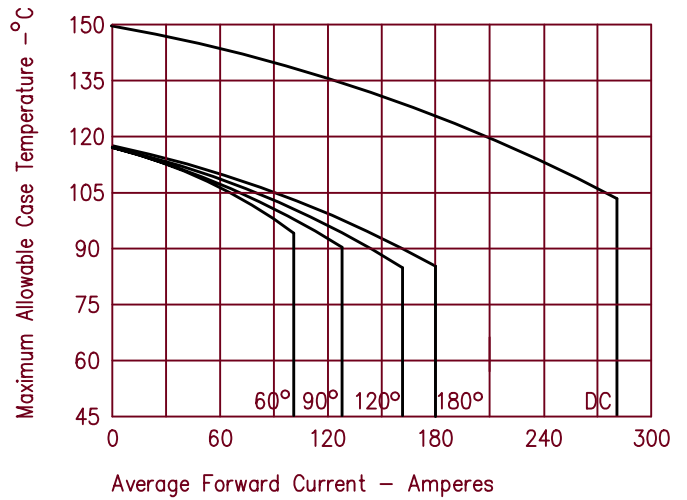


Figure 2  
Typical Reverse Characteristics

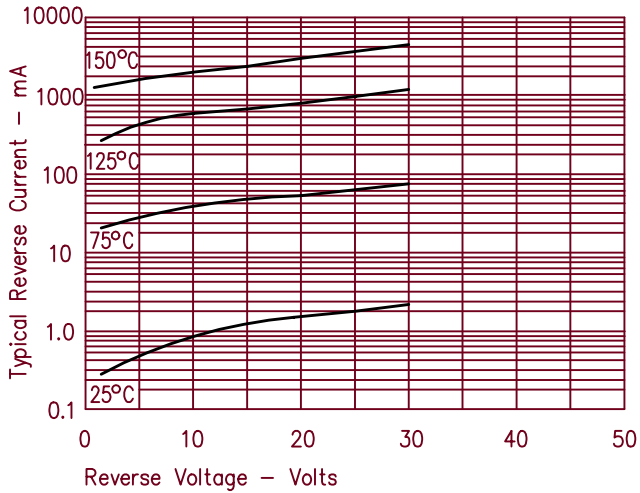


Figure 5  
Maximum Forward Power Dissipation

