

**Microsemi Corp.**  
The diode experts.



**1N5550  
thru  
1N5554**

SANTA ANA, CA

For more information call:  
(714) 979-8220

## FEATURES

- Voidless hermetically sealed glass package.
- Triple layer passivation.
- Metallurgically bonded.
- JAN/TX/TXV available per MIL-S-19500/420.

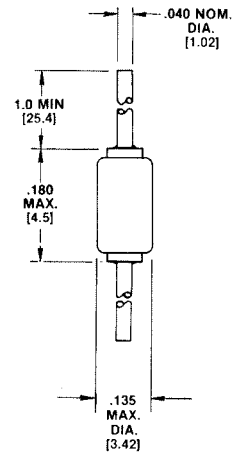
## MAXIMUM RATINGS

Operating Temperature:  $-65^{\circ}\text{C}$  to  $+175^{\circ}\text{C}$ .  
Storage Temperature:  $-65^{\circ}\text{C}$  to  $+175^{\circ}\text{C}$ .

## ELECTRICAL CHARACTERISTICS

TYPE	MINIMUM REVERSE BREAKDOWN VOLTAGE $V_R$ @ $50\mu\text{A}$	PEAK INVERSE VOLTAGE PIV VOLTS	AVERAGE RECTIFIED CURRENT $I_T$ AMPS ( $55^{\circ}\text{C}$ )	FORWARD VOLTAGE $V_F$ @ 9A (pk)		REVERSE CURRENT $I_R$ @ PIV $\mu\text{A}$	REVERSE RECOVERY $t_{rr}$ $\mu\text{SEC}$
				MIN.	MAX.		
1N5550	240	200	5.0	.6V (pk)	1.2V (pk)	1.0	2.0
1N5551	480	400	5.0	.6V (pk)	1.2V (pk)	1.0	2.0
1N5552	660	600	5.0	.6V (pk)	1.2V (pk)	1.0	2.0
1N5553	880	800	5.0	.6V (pk)	1.3V (pk)	1.0	2.0
1N5554	1100	1000	5.0	.6V (pk)	1.3V (pk)	1.0	2.0

## RECTIFIERS



**FIGURE 1**  
**PACKAGE E**

## MECHANICAL CHARACTERISTICS

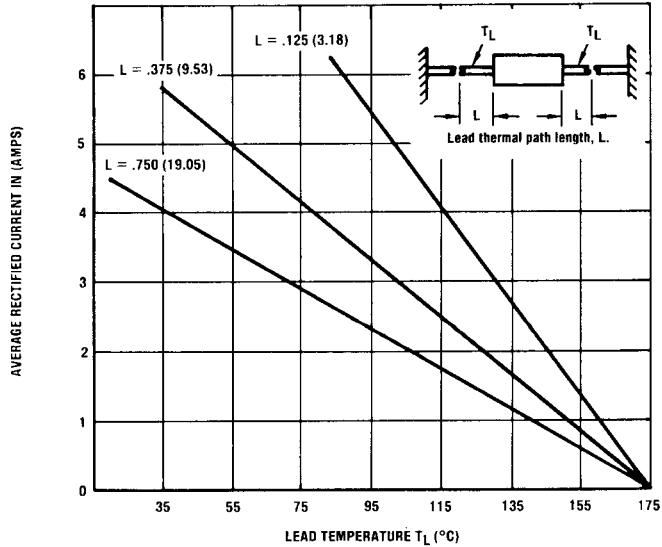
CASE: Hermetically sealed hard glass.

LEAD MATERIAL: Tinned Copper.

MARKING: Body painted, alpha numeric.

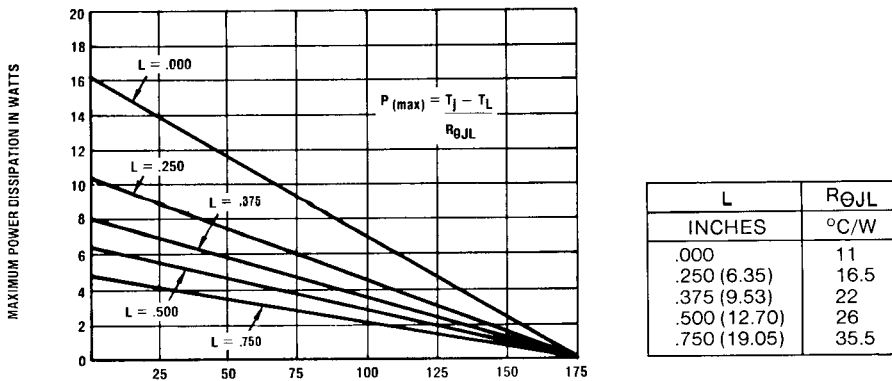
POLARITY: Cathode band.

# 1N5550 thru 1N5554



- NOTES:**
1. Dimensions are in inches.
  2. Metric equivalents (to the nearest .01 mm) are given for general information only and are based upon 1 inch = 25.4 mm.

**FIGURE 2**  
**MAXIMUM CURRENT vs. LEAD TEMPERATURE**



Maximum lead temperature in °C ( $T_L$ ) at point "L" from body (For maximum operating junction temperature of 175°C with equal two-lead conditions).

- NOTES:**
1. Dimensions are in inches.
  2. Metric equivalents (to the nearest .01 mm) are given for general information only and are based upon 1 inch = 25.4 mm.

**FIGURE 3**  
**MAXIMUM POWER IN WATTS vs. LEAD TEMPERATURE**