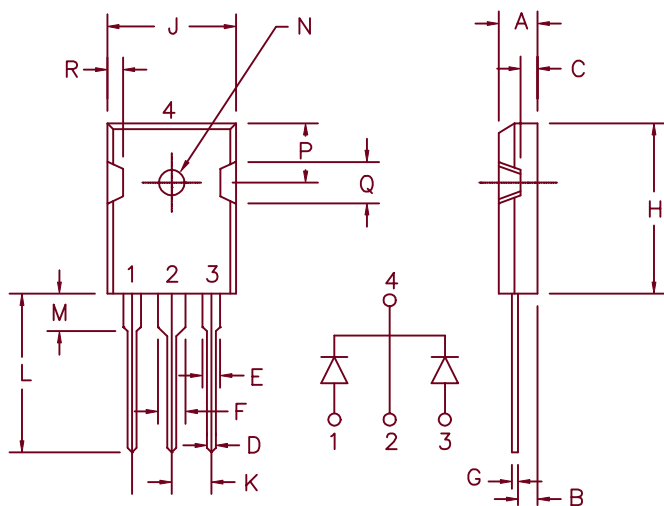


# 30Amp Schottky Barrier Rectifier FST3060



Similar to TO-247AD

Dim.	Inches		Millimeter		Notes
	Minimum	Maximum	Minimum	Maximum	
A	.185	.209	4.70	5.31	
B	.087	.102	2.21	2.59	
C	.059	.098	1.50	2.49	
D	.040	.055	1.02	1.40	
E	.079	.094	2.01	2.39	
F	.118	.133	3.00	3.38	
G	.016	.031	.410	0.78	
H	.819	.883	20.80	22.4	
J	.627	.650	15.93	16.5	
K	.215	—	5.46	—	Typ.
L	.790	.810	20.07	20.6	
M	.157	.180	3.99	4.57	
N	.139	.144	3.53	3.66	Dia.
P	.255	.300	6.48	7.62	
Q	.170	.210	4.32	5.33	
R	.080	.110	2.03	2.79	

Microsemi Catalog  
Number

FST3060

Industry  
Part Number

30CPQ060  
MBR3060WT

Repetitive Peak  
Reverse Voltage

60V

Transient Peak  
Reverse Voltage

60V

- Schottky Barrier Rectifier
- Guard ring for reverse protection
- Low power loss, high efficiency
- High surge capacity
- 175°C Junction Temperature

## Electrical Characteristics

Average Forward Current per pkg.	$I_{F(AV)}$ 30Amps	$T_C = 156^\circ\text{C}$ , Square Wave, $R_{\theta JC} = 0.9^\circ\text{C/W}$
Average Forward Current per leg	$I_{F(AV)}$ 15Amps	$T_C = 156^\circ\text{C}$ , Square Wave, $R_{\theta JC} = 1.8^\circ\text{C/W}$
Maximum Surge Current per leg	$I_{FSM}$ 350 Amps	8.3ms, half sine, $T_J = 175^\circ\text{C}$
Max. Peak Forward Voltage per leg	$V_{FM}$ .56 Volts	$I_{FM} = 15\text{A}$ , $T_J = 175^\circ\text{C}^*$
Max. Peak Forward Voltage per leg	$V_{FM}$ .72 Volts	$I_{FM} = 15\text{A}$ , $T_J = 25^\circ\text{C}^*$
Max. Peak Reverse Current per leg	$I_{RM}$ 15 mA	$V_{RRM}$ , $T_J = 125^\circ\text{C}^*$
Max. Peak Reverse Current per leg	$I_{RM}$ 500 $\mu\text{A}$	$V_{RRM}$ , $T_J = 25^\circ\text{C}$
Typical Junction Capacitance per leg	$C_J$ 660 pF	$V_R = 5.0\text{V}$ , $T_J = 25^\circ\text{C}$

\*Pulse test: Pulse width 300  $\mu\text{sec}$ , Duty cycle 2%

## Thermal and Mechanical Characteristics

Storage temp range	$T_{STG}$	$-55^\circ\text{C}$ to $175^\circ\text{C}$
Operating junction temp range	$T_J$	$-55^\circ\text{C}$ to $175^\circ\text{C}$
Max thermal resistance per leg	$R_{\theta JC}$	$1.8^\circ\text{C/W}$
Max thermal resistance per pkg.	$R_{\theta JC}$	$0.9^\circ\text{C/W}$
Mounting Torque		10 inch pounds maximum (4-40 screw)
Weight		.22 ounces (6.36 grams) typical

# FST3060

Figure 1  
Typical Forward Characteristics – Per Leg

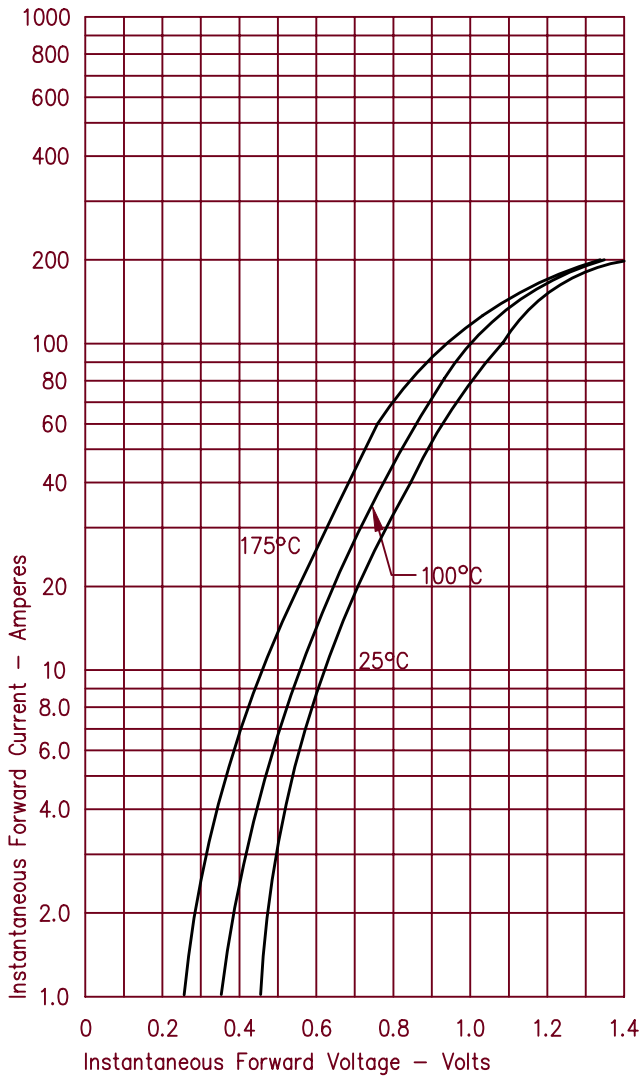


Figure 3  
Typical Junction Capacitance – Per Leg

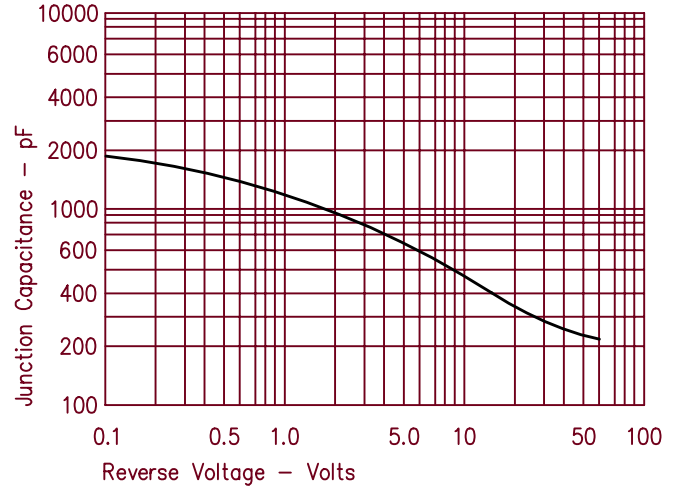


Figure 4  
Forward Current Derating – Per Leg

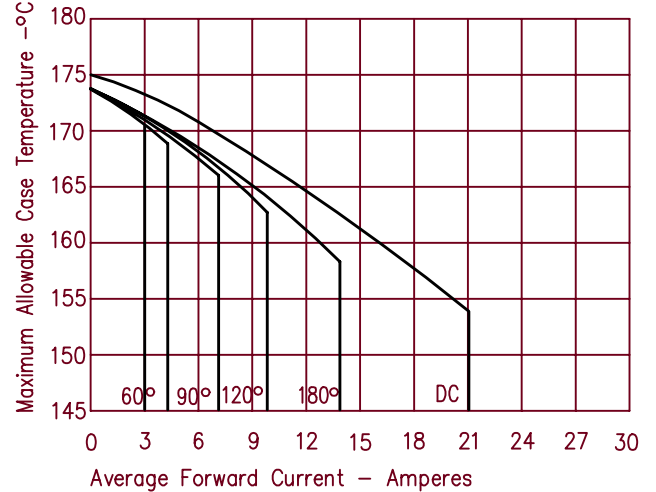


Figure 2  
Typical Reverse Characteristics – Per Leg

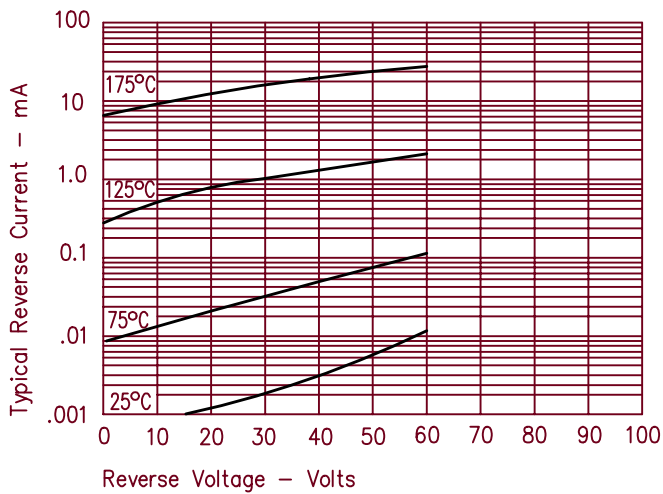


Figure 5  
Maximum Forward Power Dissipation – Per Leg

