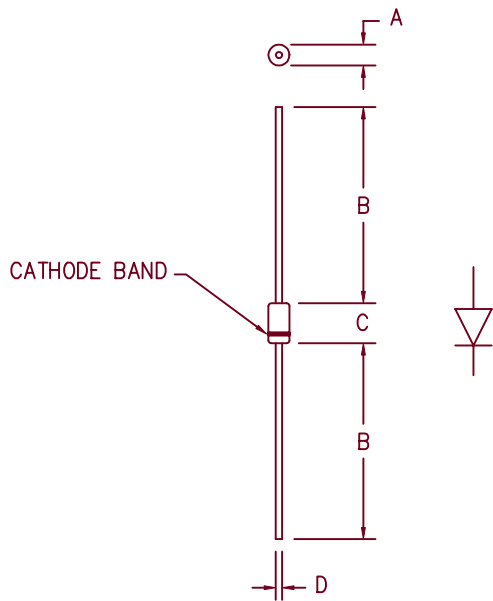


1 Amp Schottky Rectifier MS108 — MS109



Dim.	Inches		Millimeter		Notes
	Minimum	Maximum	Minimum	Maximum	
A	.081	.107	2.057	2.718	Dia.
B	1.10	---	27.94	---	
C	.160	.205	4.064	5.207	
D	.028	.034	.711	.864	Dia.

PLASTIC D041

Microsemi Catalog Number	Industry Part Number	Working Peak Reverse Voltage	Repetitive Peak Reverse Voltage
MS108	SR108	80V	80V
MS109		90V	90V

- Schottky Barrier Rectifier
- Guard Ring Protection
- 175°C Junction Temperature
- V_{RRM} 80 to 90 Volts

Electrical Characteristics

Average forward current	$I_F(AV)$ 1.0 Amps	$T_A = 120^\circ C$ Square wave, $R_{\theta JL} = 15^\circ C/W$, $L = 1/4"$
Maximum surge current	I_{FSM} 50 Amps	8.3ms, half sine, $T_J = 175^\circ C$
Max peak forward voltage	V_{FM} .81 Volts	$I_{FM} = 1.0A; T_J = 25^\circ C^*$
Max peak reverse current	I_{RM} 100 μA	$V_{RRM}, T_J = 25^\circ C$
Typical junction capacitance	C_J 45pF	$V_R = 5.0V, T_J = 25^\circ C$

*Pulse test: Pulse width 300 μsec , Duty cycle 2%

Thermal and Mechanical Characteristics

Storage temperature range	T_{STG}	$-55^\circ C$ to $175^\circ C$
Operating junction temp range	T_J	$-55^\circ C$ to $175^\circ C$
Maximum thermal resistance $L = 1/4"$	$R_{\theta JL}$	$15^\circ C/W$ Junction to Lead
Weight		.011 ounces (0.34 grams) typical

9-19-03 Rev. 3

MS108 — MS109

Figure 1
Typical Forward Characteristics

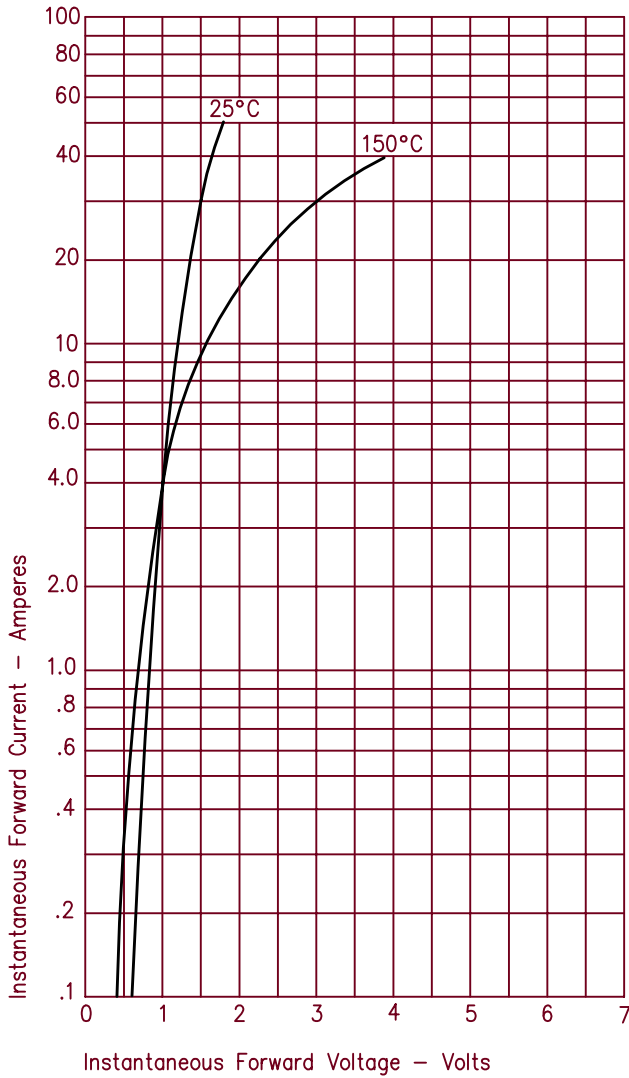


Figure 3
Typical Junction Capacitance

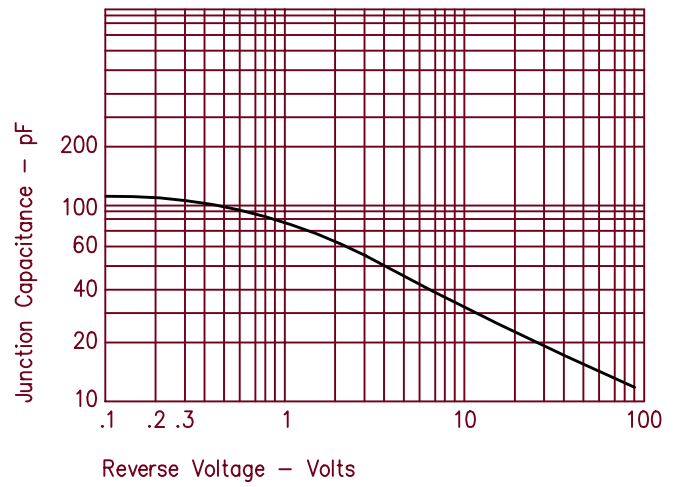


Figure 2
Typical Reverse Characteristics

