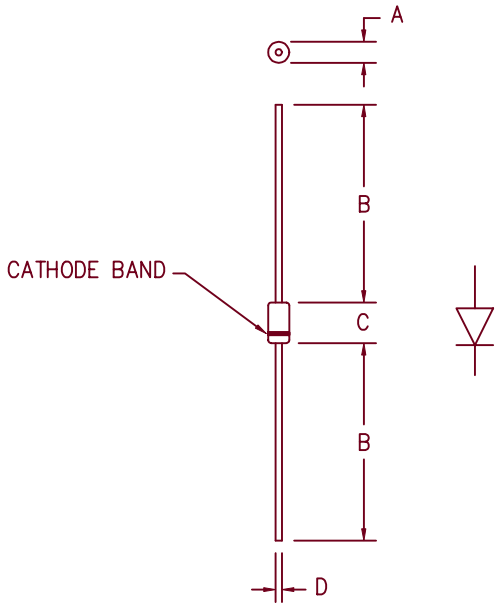


8 Amp Schottky Rectifier MSP835, MSP845



Dim.	Inches		Millimeter		Notes
	Minimum	Maximum	Minimum	Maximum	
A	.188	.260	4.78	6.50	Dia.
B	1.00	---	25.4	---	
C	.285	.375	7.24	9.52	
D	.046	.056	1.17	1.42	Dia.

PLASTIC D0201AD

Microsemi Catalog Number	Working Peak Reverse Voltage	Repetitive Peak Reverse Voltage
MSP835	35V	35V
MSP845	45V	45V

- Schottky Barrier Rectifier
- Guard Ring Protection
- Low Forward Voltage
- 150°C Junction Temperature
- High Current Capability
- V_{RR} 35 to 45 Volts

Electrical Characteristics

Average forward current	$I_{F(AV)}$ 8.0 Amps	$T_A = 112^\circ\text{C}$ Square wave, $R_{\theta JL} = 9.0^\circ\text{C/W}$, $L = 3/8"$
Maximum surge current	$I_{F(AV)}$ 400 Amps	8.3 ms, half sine, $T_J = 150^\circ\text{C}$
Max peak forward voltage	V_{FM} .40 Volts	$I_{FM} = 8.0\text{A}; T_J = 150^\circ\text{C}^*$
Max peak forward voltage	V_{FM} .52 Volts	$I_{FM} = 8.0\text{A}; T_J = 25^\circ\text{C}^*$
Max peak reverse current	I_{RM} 2 mA	$V_{RRM}, T_J = 25^\circ\text{C}$
Typical junction capacitance	C_J 575 pF	$V_R = 5.0\text{V}, T_J = 25^\circ\text{C}$

* Pulse test: Pulse width 300 μsec , Duty cycle 2%

Thermal and Mechanical Characteristics

Storage temperature range	T_{STG}	-55°C to 150°C
Operating junction temp range	T_J	-55°C to 150°C
Maximum thermal resistance	$L = 3/8"$ $R_{\theta JL}$	9.0°C/W Junction to lead
Weight		.032 ounces (1.0 grams) typical

MSP835, MSP845

Figure 1
Typical Forward Characteristic

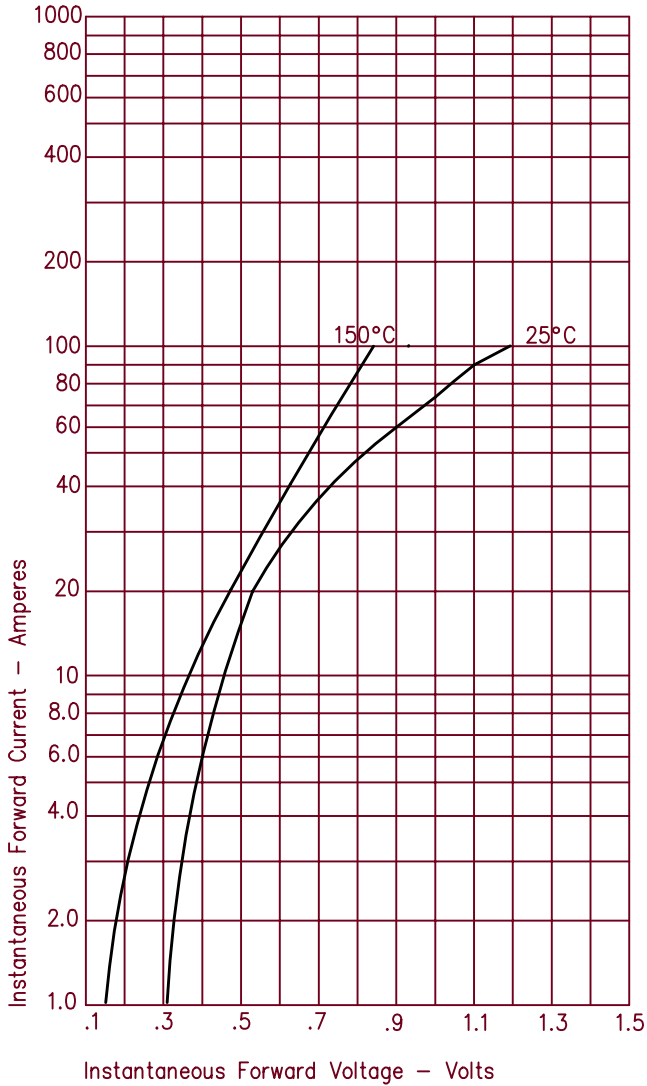


Figure 3
Typical Junction Capacitance

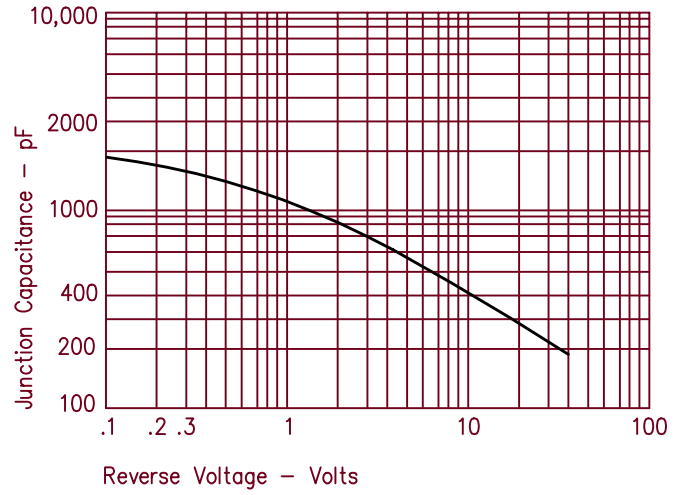


Figure 2
Typical Reverse Characteristics

