



Transistors

● Electrical characteristic curves

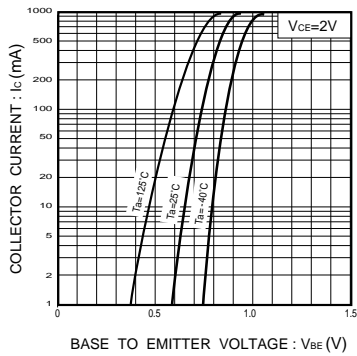


Fig.1 Grounded emitter propagation characteristics

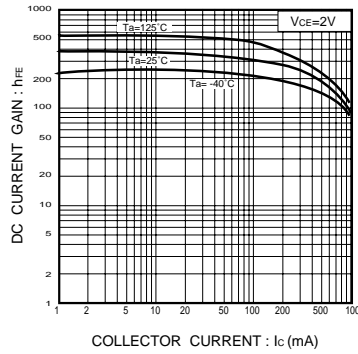


Fig.2 DC current gain vs. collector current

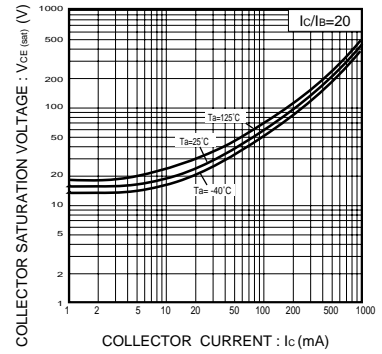


Fig.3 Collector-emitter saturation voltage vs. collector current (I)

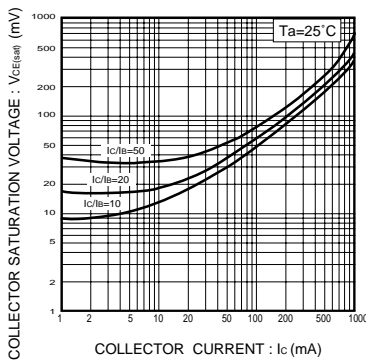


Fig.4 Collector-emitter saturation voltage vs. collector current

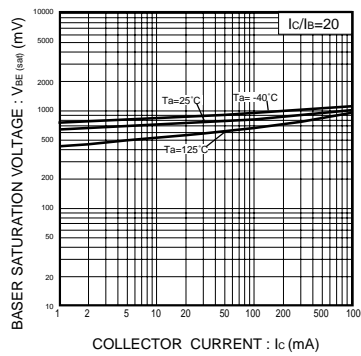


Fig.5 Base-emitter saturation voltage vs. collector current

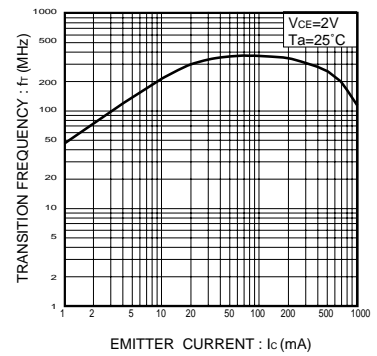


Fig.6 Gain bandwidth product vs. emitter current

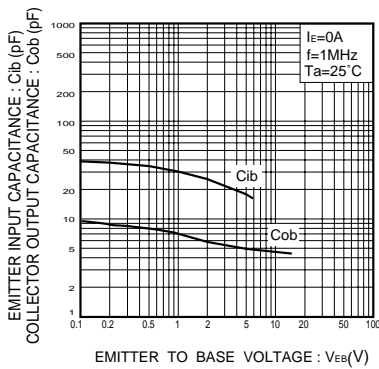


Fig.7 Collector output capacitance vs. collector-base voltage  
Emitter input capacitance vs. emitter-base voltage