

Reflecting small LEDs, directly mountable ($\phi 3.1$ mm)

SLR-342 Series

The SLR-342 series are small 3.1 mm LEDs which can be directly mounted on a printed circuit board. Four colors and two lens types are available for a total of eight types, and they are suitable for use in a wide variety of applications.

●Features

- 1) Four colors : red, orange, yellow and green.
- 2) Two lens types : Colored diffused and Colored clear.
- 3) Compact epoxy resin package with a diameter of 3.1 mm.
- 4) High reliability.

●Selection guide

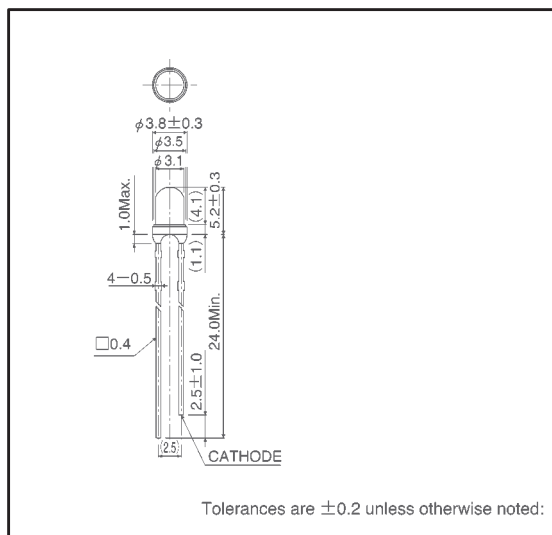
Emitting color Lens	Red	Orange	Yellow	Green
	Colored diffused	SLR-342VR	SLR-342DU	SLR-342YY
Colored clear	SLR-342VC	SLR-342DC	SLR-342YC	SLR-342MC

●Absolute maximum ratings (Ta = 25°C)

Parameter	Symbol	Red	Orange	Yellow	Green	Unit
		SLR-342VR SLR-342VC	SLR-342DU SLR-342DC	SLR-342YY SLR-342YC	SLR-342MG SLR-342MC	
Power dissipation	P _D	60	60	60	75	mW
Forward current	I _F	20	20	20	25	mA
Peak forward current	I _{FP}	60*	60*	60*	60*	mA
Reverse voltage	V _R	3	3	3	3	V
Operating temperature	T _{opr}	-25~+85				°C
Storage temperature	T _{stg}	-30~+100				°C
Soldering temperature	—	260°C 5 seconds maximum				—

* Pulse width 1ms Duty 1 / 5

●External dimensions (Units: mm)



●Electrical and optical characteristics (Ta = 25°C)

Parameter	Symbol	Conditions	Red			Orange			Yellow			Green			Unit
			Min.	Typ.	Max.	Min.	Typ.	Max.	Min.	Typ.	Max.	Min.	Typ.	Max.	
Forward voltage	V _F	I _F =10mA	—	2.0	3.0	—	2.0	3.0	—	2.1	3.0	—	2.1	3.0	V
Reverse current	I _R	V _R =3V	—	—	10	—	—	10	—	—	10	—	—	10	μA
Peak wavelength	λ _P	I _F =10mA	—	650	—	—	610	—	—	585	—	—	563	—	nm
Spectral line half width	Δλ	I _F =10mA	—	40	—	—	40	—	—	40	—	—	40	—	nm
Viewing angle	2θ _{1/2}	Diffused	—	40	—	—	40	—	—	40	—	—	40	—	deg
		Transparent	—	40	—	—	40	—	—	40	—	—	40	—	

●Luminous intensity vs. wavelength

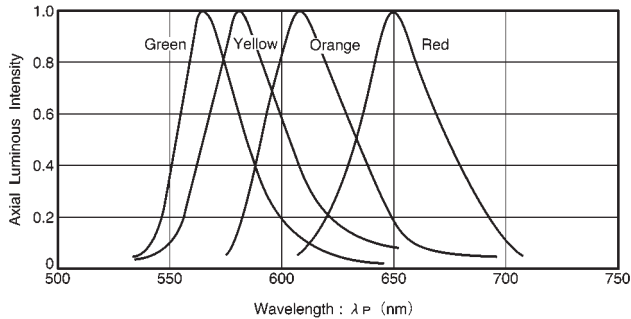


Fig. 1

●Luminous intensity

Color	λ _P	Type	Min.	Typ.	Max.	Unit
Red	650	SLR-342VR	5.6	16.0	—	mcd
		SLR-342VC	9.0	25.0	—	mcd
Orange	610	SLR-342DU	5.6	16.0	—	mcd
		SLR-342DC	9.0	25.0	—	mcd
Yellow	585	SLR-342YY	3.6	10	—	mcd
		SLR-342YC	5.6	16.0	—	mcd
Green	563	SLR-342MG	5.6	16.0	—	mcd
		SLR-342MC	9.0	25.0	—	mcd

Note: Measured at I_F = 10 mA

●Directional pattern

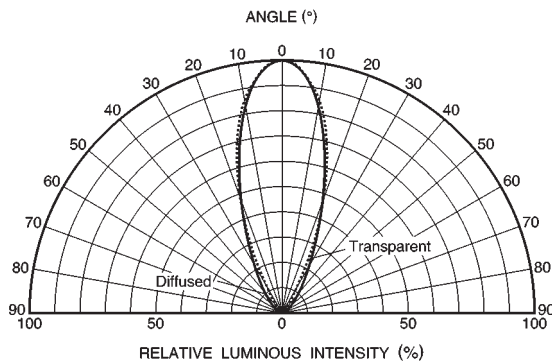


Fig. 2

● Electrical characteristic curves 1 (red)

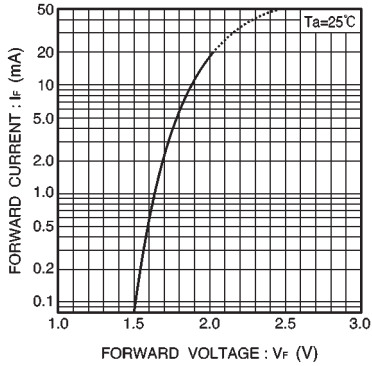


Fig. 3 Forward current vs. forward voltage

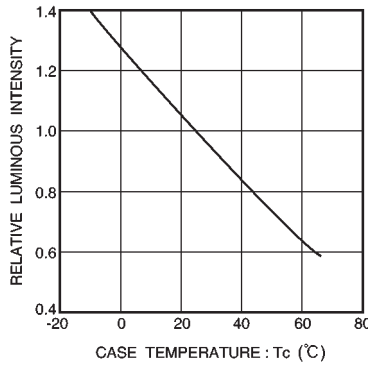


Fig. 4 Luminous intensity vs. case temperature

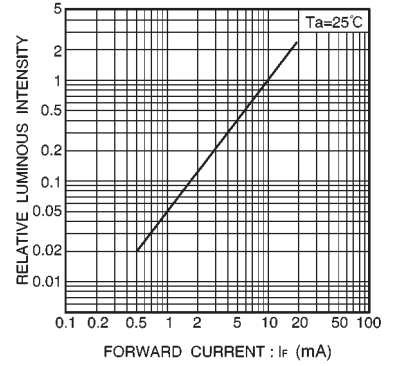


Fig. 5 Luminous intensity vs. forward current

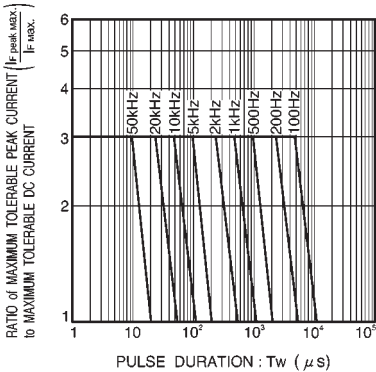


Fig. 6 Maximum tolerable peak current vs. pulse duration

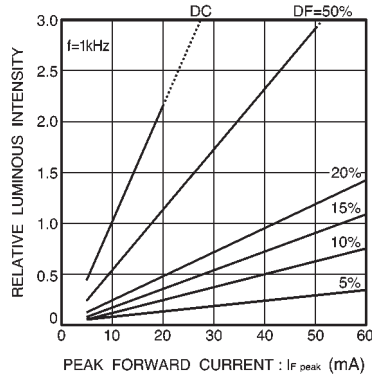


Fig. 7 Luminous intensity vs. peak forward current

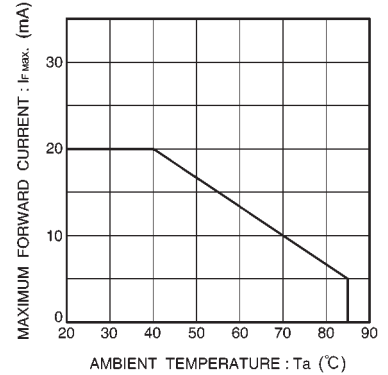


Fig. 8 Maximum forward current vs. ambient temperature

● Electrical characteristic curves 2 (orange)

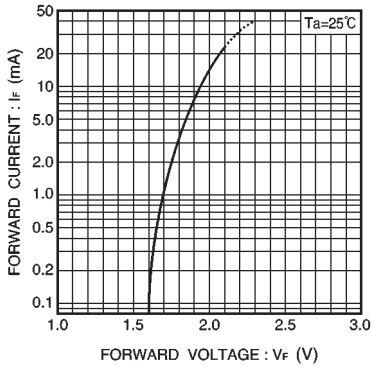


Fig. 9 Forward current vs. forward voltage

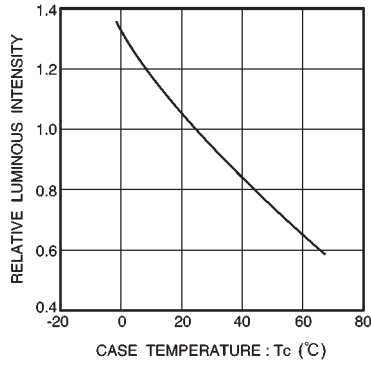


Fig. 10 Luminous intensity vs. case temperature

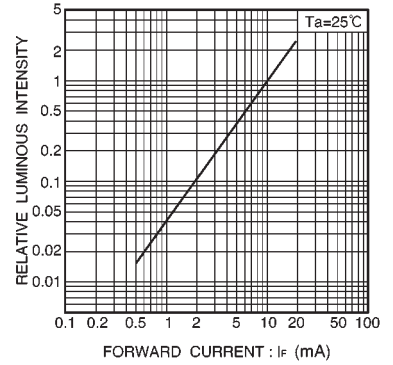


Fig. 11 Luminous intensity vs. forward current

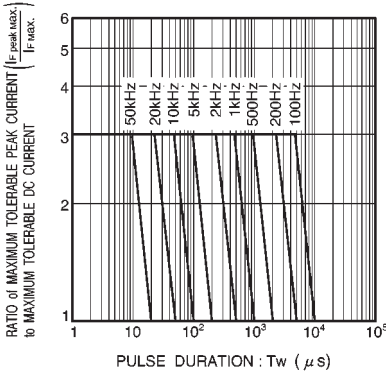


Fig. 12 Maximum tolerable peak current vs. pulse duration

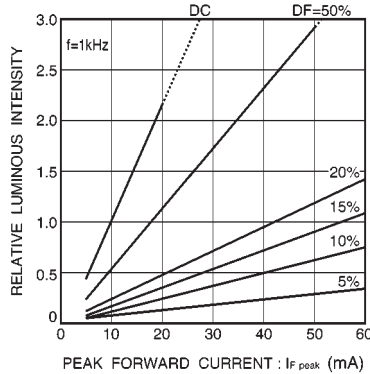


Fig. 13 Luminous intensity vs. peak forward current

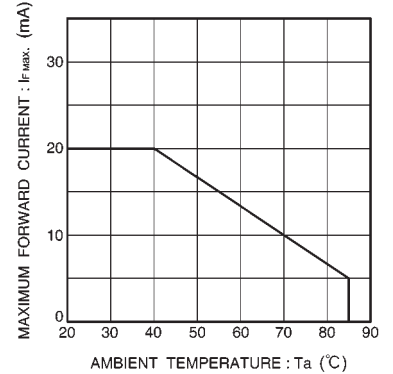


Fig. 14 Maximum forward current vs. ambient temperature

● Electrical characteristic curves 3 (yellow)

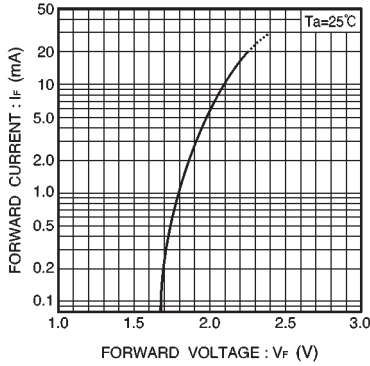


Fig. 15 Forward current vs. forward voltage

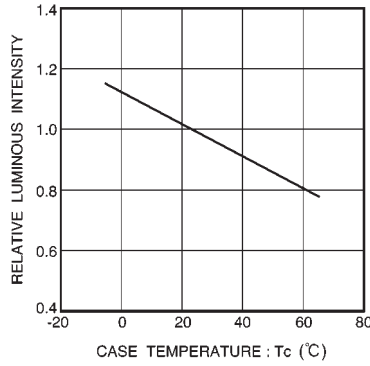


Fig. 16 Luminous intensity vs. case temperature

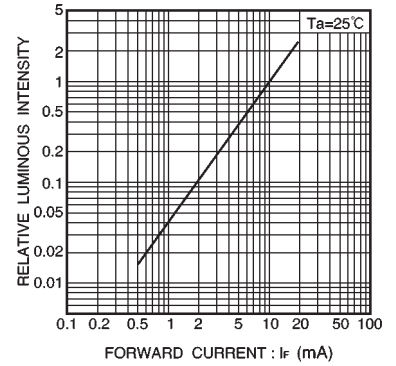


Fig. 17 Luminous intensity vs. forward current

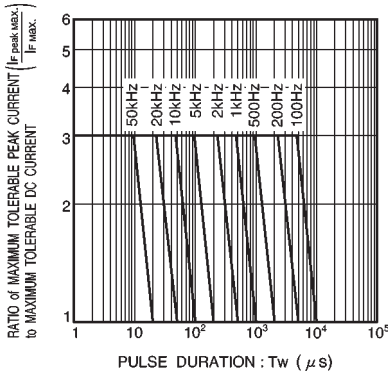


Fig. 18 Maximum tolerable peak current vs. pulse duration

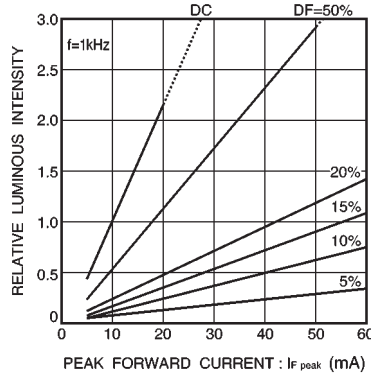


Fig. 19 Luminous intensity vs. peak forward current

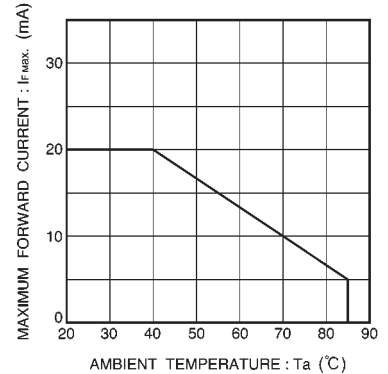


Fig. 20 Maximum forward current vs. ambient temperature

● Electrical characteristic curves 4 (green)

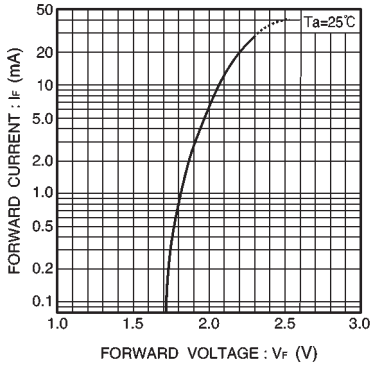


Fig. 21 Forward current vs. forward voltage

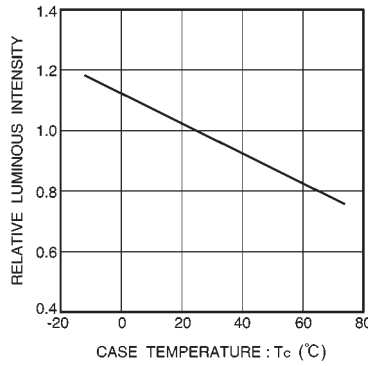


Fig. 22 Luminous intensity vs. case temperature

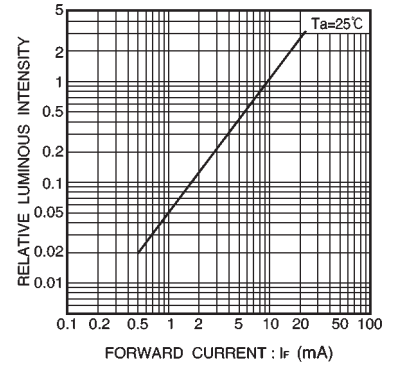


Fig. 23 Luminous intensity vs. forward current

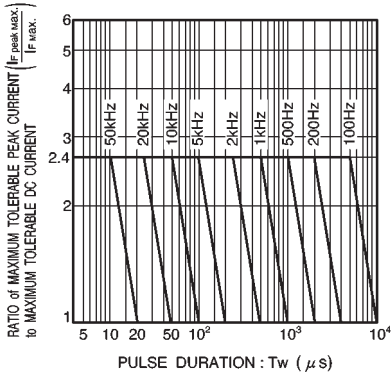


Fig. 24 Maximum tolerable peak current vs. pulse duration

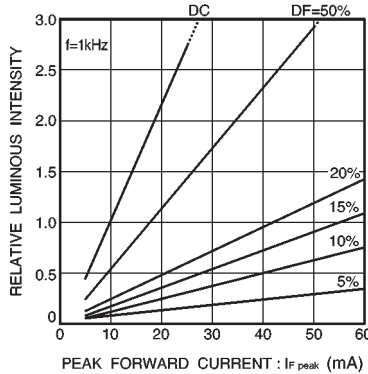


Fig. 25 Luminous intensity vs. peak forward current

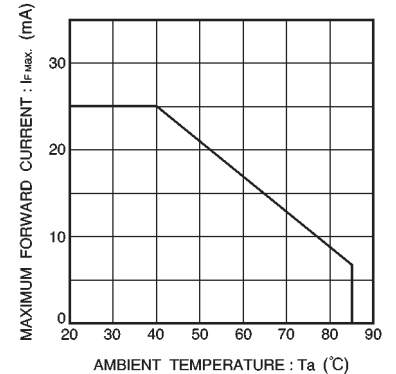


Fig. 26 Maximum forward current vs. ambient temperature