

DF005~DF10  
 DB101~DB107  
 DB101-S~DB107-S

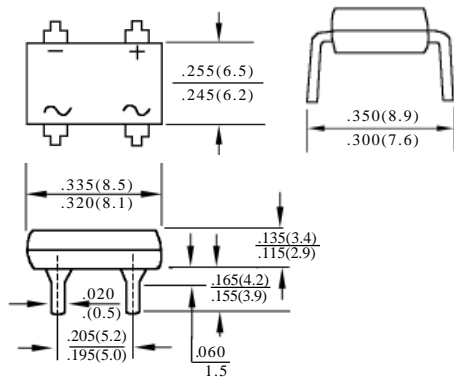
## 1.0A DIP 和 SMD 桥式整流器

## 1.0A DIP & SMD BRIDGE RECTIFIERS

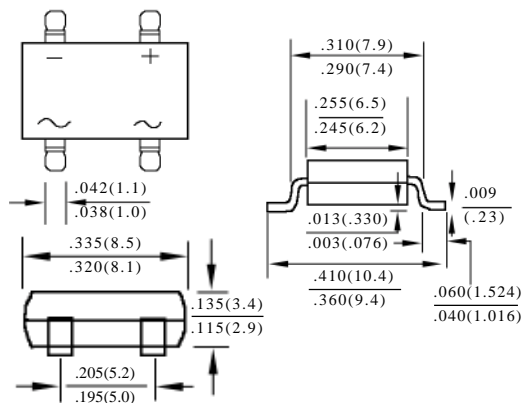
最大额定值、电性 MAXIMUM RATINGS AND ELECTRICAL CHARACTERISTICS

Ratings at 25°C ambient temperature unless otherwise specified. Single phase, half wave, 60Hz, resistive or inductive load. For capacitive load, derate current by 20%.

型号 TYPE		最大反向 峰值电压 Maximum Peak Reverse Voltage	最大平均 正向电流 Maximum Average Forward Output Current @T <sub>A</sub> =40°C	最大正向 浪涌电流 Maximum Forward Peak Surge Current @ 8.3ms Superimposed	最大正向 峰值电压 Maximum DC Forward Voltage drop per element at I <sub>F</sub> =1.0ADC	最大反向 电 流 Maximum DC Reverse Current at rated DC Blocking Voltage per element		结 温 Operating Junction Temperature	外型尺寸 Package Dimensions
		PRV	I <sub>o</sub>	I <sub>FM</sub> (Surge)	V <sub>F</sub>	I <sub>R</sub>		T <sub>J</sub>	
		V <sub>PK</sub>	A <sub>AV</sub>	A <sub>PK</sub>	V <sub>PK</sub>	25°CCTA μADC	125°CCTA μADC	°C	
DIP BRIDGE RECTIFIERS									
DF005	DB101	50	1.0	50	1.1	10	500	150	DB-1
DF01	DB102	100							
DF02	DB103	200							
DF04	DB104	400							
DF06	DB105	600							
DF08	DB106	800							
DF10	DB107	1000							
SMD BRIDGE RECTIFIERS									
DB101-S	50	1.0	50	1.1	10	500	150	DB-S	
DB102-S	100								
DB103-S	200								
DB104-S	400								
DB105-S	600								
DB106-S	800								
DB107-S	1000								



DB - 1



DB - S

DB101~ DB107 DF005 ~ DF10 DB101-S ~ DB107-S

1A DIP 和 SMD 桥式整流器额定值与特性曲线

1A DIP & SMD BRIDGE RATING AND CHARACTERISTIC CURVES

FIG. 1 - DERATING CURVE FOR OUTPUT RECTIFIED CURRENT

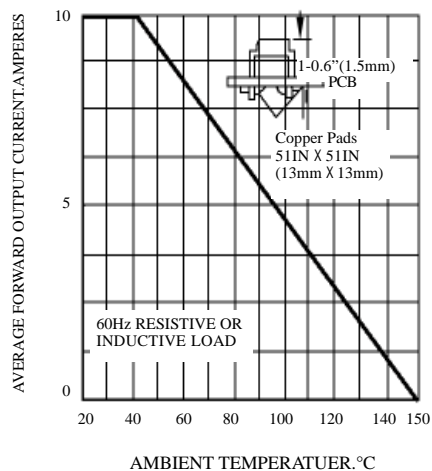


FIG. 2 - MAXIMUM NON-REPETITIVE PEAK FORWARD SURGE CURRENT

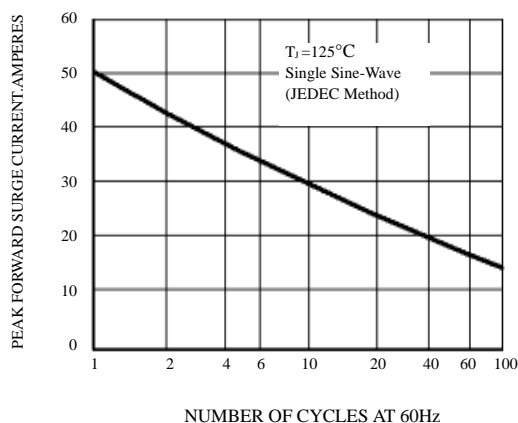


FIG. 3 - TYPICAL REVERSE CHARACTERISTICS PER BRIDGE ELEMENT

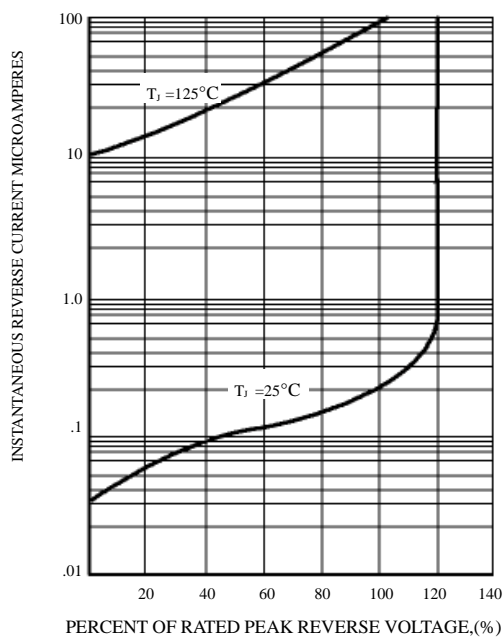


FIG. 4 - TYPICAL FORWAED CHARACTERISTICS PER BEIDGE ELEMENT

