

# Ultra-Fast-Recovery Rectifier Diodes 400V

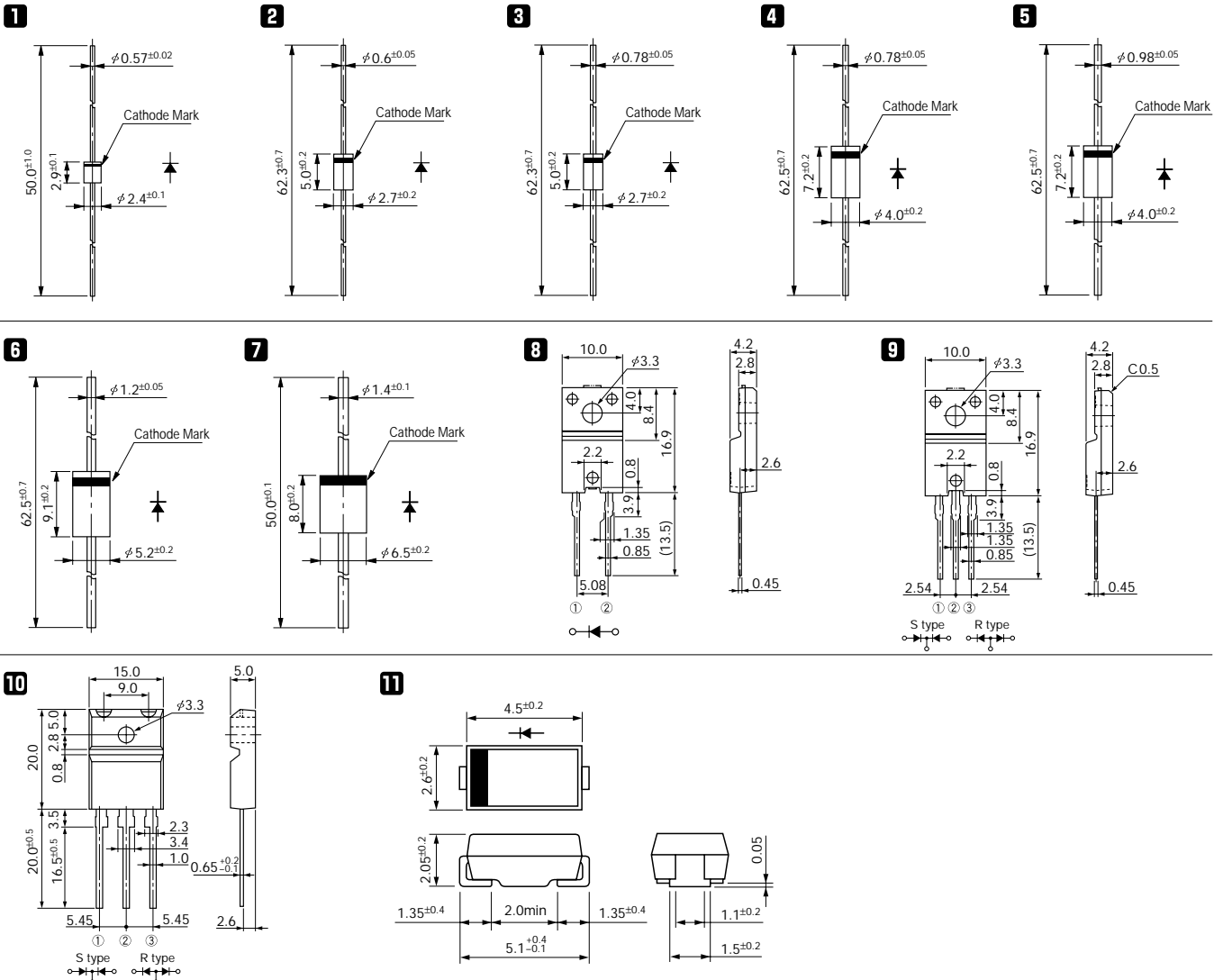
trr ①: I<sub>F</sub>/I<sub>R</sub> (=I<sub>F</sub>) 90% Recovery Point  
 (ex. I<sub>F</sub>/I<sub>R</sub> = 100mA/100mA 90% Recovery Point)  
 trr ②: I<sub>F</sub>/I<sub>R</sub> (=2 I<sub>F</sub>) 75% Recovery Point  
 (ex. I<sub>F</sub>/I<sub>R</sub> = 100mA/200mA 75% Recovery Point)

V <sub>RM</sub> (V)	Package	Part Number	I <sub>F</sub> (AV) (A)	I <sub>FSM</sub> (A)	T <sub>j</sub> (°C)	T <sub>stg</sub> (°C)	V <sub>F</sub> (V) max	I <sub>F</sub> (A)	I <sub>R</sub> (μA)	I <sub>R</sub> (H) (mA)	T <sub>a</sub> (°C)	trr ① (ns)	I <sub>F</sub> /I <sub>FP</sub> (mA)	trr ② (ns)	I <sub>F</sub> /I <sub>FP</sub> (mA)	R <sub>th</sub> (j-ℓ) R <sub>th</sub> (j-c) (°C/W)	Mass (g)	Fig. No.	Page where characteristic curve is shown
				50Hz Half-cycle Sine-wave Single-Shot				max	V <sub>R</sub> = V <sub>RM</sub> max	V <sub>R</sub> = V <sub>RM</sub> max		max	max	max					
400	Surface Mount Center-tap	SFPL-64	1.0	25	-40 to +150	1.3	1.0	10	0.05	150	50	100/100	30	100/200	20	0.07	11	81	
		AG01	0.7	15	-40 to +150	1.8	0.7	100	0.5	100	100	100/100	50	100/200	22	0.13	1		64
		EG01	0.7	15	-40 to +150	2.0	0.7	50	0.3	100	100	100/100	50	100/200	20	0.2	2		
		EG 1	0.8	15	-40 to +150	1.8	0.8	50	0.3	100	100	100/100	50	100/200	17	0.3	3		
		AL01*	1.0	20	-40 to +150	1.4	1.0	10	0.5	150 (Tj)	50	100/100	35	100/200	22	0.13	1		
		RG 10	1.2	50	-40 to +150	1.8	1.5	500	2.5	100	100	100/100	50	100/200	15	0.4	4		
		RG 2	1.2	50	-40 to +150	1.8	1.5	500	2.5	100	100	100/100	50	100/200	12	0.6	5		
		EL 1	1.5	40	-40 to +150	1.3	1.5	10	0.05	100	100	100/100	50	100/200	17	0.3	3		
		RL 2	2.0	40	-40 to +150	1.3	2.0	10	0.1	150 (Tj)	50	100/100	35	100/200	12	0.6	5		
		RL 31*	3.0	70	-40 to +150	1.3	3.0	50	0.1	150 (Tj)	50	100/100	35	100/200	10	1.0	6		
		RL 3	3.5	80	-40 to +150	1.3	3.5	100	0.2	150 (Tj)	50	100/100	35	100/200	10	1.0	6		
	RG 4	1.0 (3.0)	80	-40 to +150	1.8	3.0	500	2.5	100	100	100/100	50	100/200	8	1.2	7			
	Frame-2Pin	FML-G14S	5.0	70	-40 to +150	1.3	5.0	100	0.2	100	50	100/100	35	100/200	4.0	2.1	8	72	
		FMN-G14S	5.0	70	-40 to +150	1.0	5.0	50	10	150 (Tj)	100	100/100	50	100/200	4.0	2.1	8	—	
		FMX-G14S*	5.0	70	-40 to +150	1.3	5.0	50	15	150	30	100/100	25	100/200	4.0	2.1	8	—	
	Center-tap	FMG-14S, R	5.0	35	-40 to +150	2.0	2.5	500	1.5	100	100	100/100	50	100/200	4.0	2.1	9	75	
		FML-14S	5.0	40	-40 to +150	1.3	2.5	50	0.1	100	50	100/100	35	100/200	4.0	2.1	9	76	
		FMG-24S, R	8.0	65	-40 to +150	2.0	5.0	500	2.5	100	100	100/100	50	100/200	4.0	2.1	9	75	
		FML-24S	10.0	70	-40 to +150	1.3	5.0	100	0.2	100	50	100/100	35	100/200	4.0	2.1	9	76	
		FMG-34S, R	16.0	100	-40 to +150	2.0	10.0	1000	5	100	100	100/100	50	100/200	2.0	5.5	10	77	
FML-34S		20.0	100	-40 to +150	1.3	10.0	200	0.4	100	50	500/500	35	500/1000	2.0	5.5	10	78		

\* : Under development

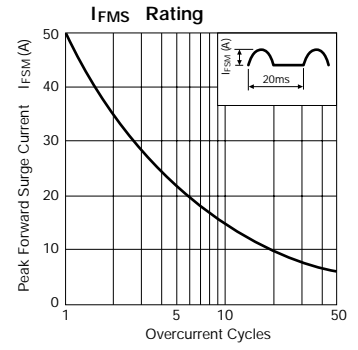
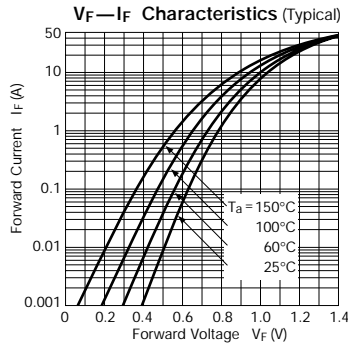
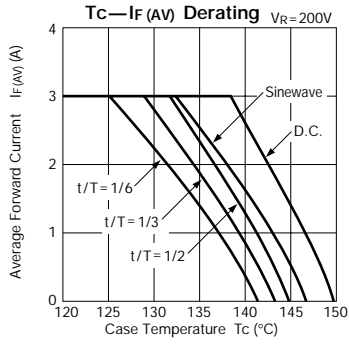
## External Dimensions

Flammability: UL94V-0 or Equivalent (Unit: mm)

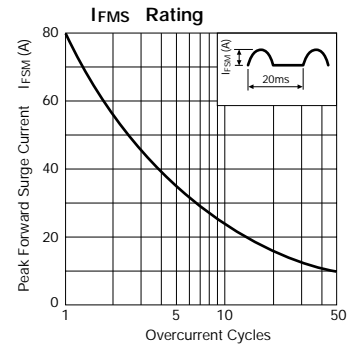
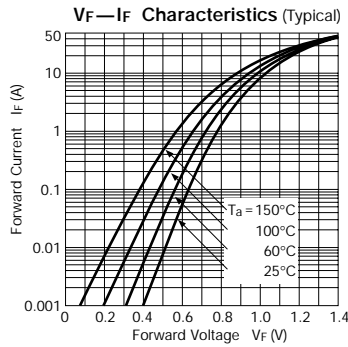
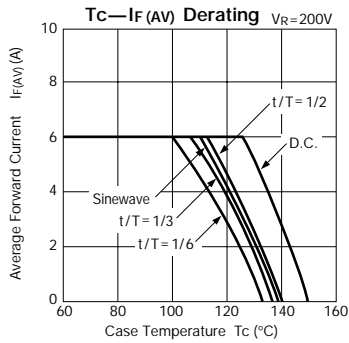


# Ultra-Fast-Recovery Rectifier Diodes

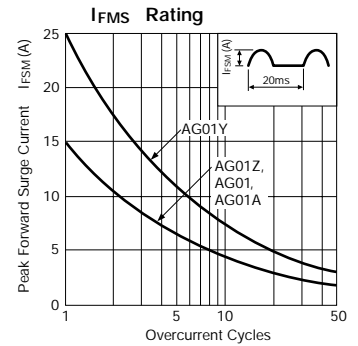
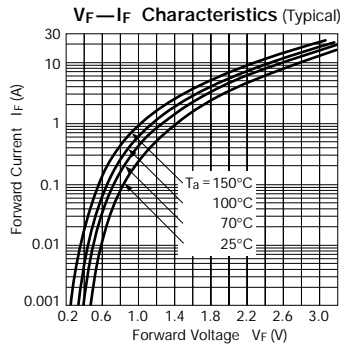
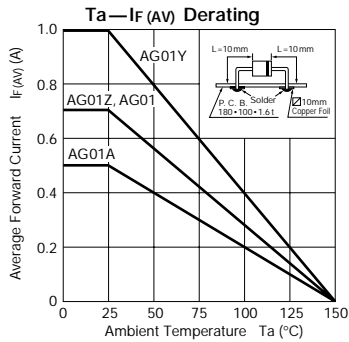
## SPX-G32S



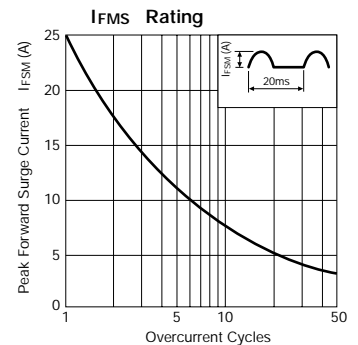
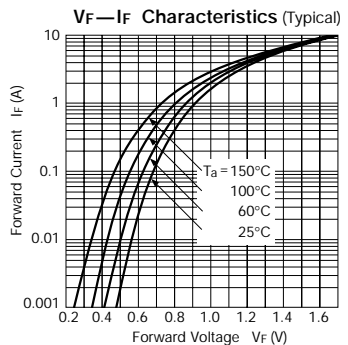
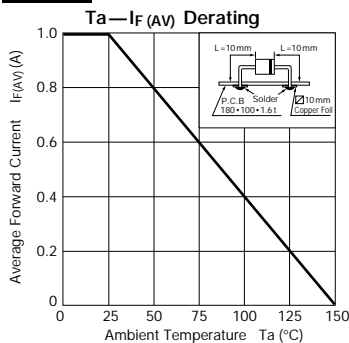
## SPX-62S



## AG01 series



## AL01Z



## EG01Y, EG01Z, EG01

