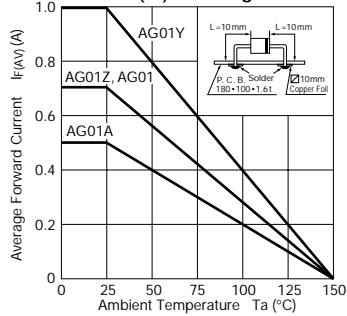


# Ultra-Fast-Recovery Rectifier Diodes

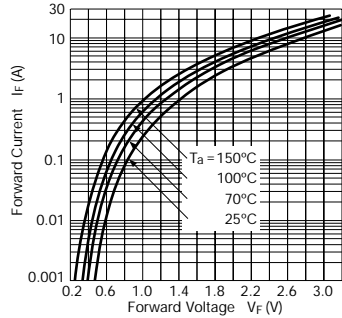
Type No.	Parameter	Absolute Maximum Ratings				Electrical Characteristics (Ta=25°C)							Others					
		V <sub>RM</sub> (V)	I <sub>F(AV)</sub> (A)	I <sub>FSM</sub> (A)	T <sub>J</sub> (°C)	T <sub>stg</sub> (°C)	V <sub>F</sub> (V)		I <sub>R</sub> (mA)	I <sub>R</sub> (H) (mA)	t <sub>rr</sub> (ns)		R <sub>th(j-ℓ)</sub> (°C/W)	Mass (g)	Fig.			
							max	I <sub>F</sub> (A)			V <sub>R</sub> =V <sub>RM</sub> max	V <sub>R</sub> =V <sub>RM</sub> Ta=100°C max				I <sub>F</sub> /I <sub>RP</sub> (mA)	I <sub>F</sub> /I <sub>RP</sub> (mA)	
AG01Y		70	1.0	25	-40 to +150		1.2	1.0	0.1	0.5	100	100/100	50	100/200	22	0.13	Ⓐ	
AG01Z		200	0.7	15			1.8	0.7										
AG01		400				0.5												
AG01A		600	0.5	10			2.0	0.5										
EG01Y		70	1.0	30			1.2	1.0	0.05	0.3	100	100/100	50	100/200	20	0.2	Ⓑ	
EG01Z		200	0.7	15			1.9	0.7										
EG01		400			0.5													
EG01A		600	0.5	10		2.0	0.5											

## AG01 series

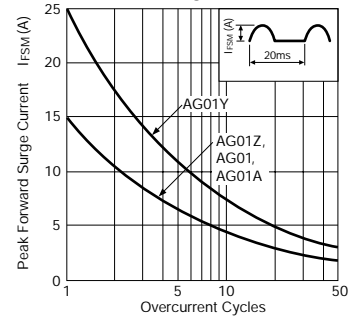
Ta—I<sub>F(AV)</sub> Derating



V<sub>F</sub>—I<sub>F</sub> Characteristics (Typical)

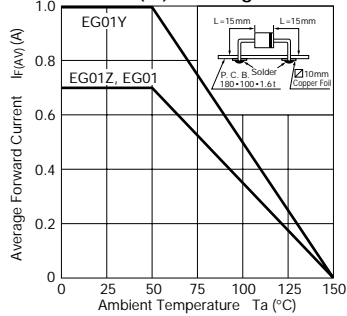


I<sub>FSM</sub> Rating

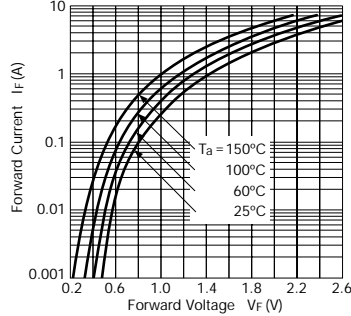


## EG01Y, EG01Z, EG01

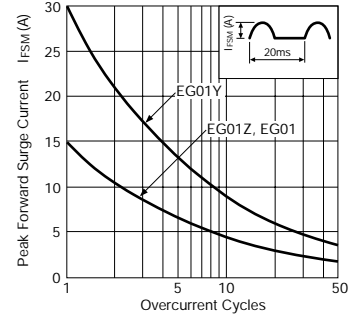
Ta—I<sub>F(AV)</sub> Derating



V<sub>F</sub>—I<sub>F</sub> Characteristics (Typical)

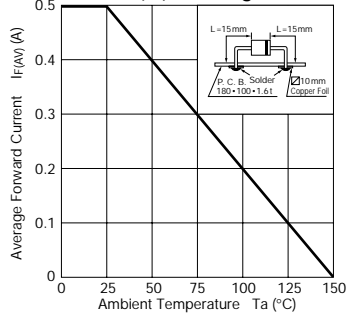


I<sub>FSM</sub> Rating

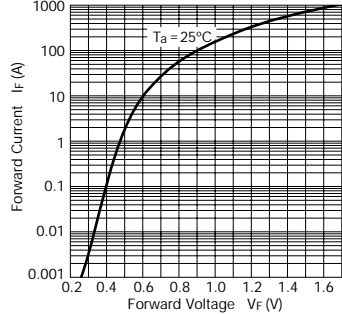


## EG01A

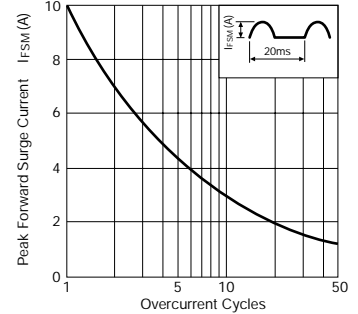
Ta—I<sub>F(AV)</sub> Derating



V<sub>F</sub>—I<sub>F</sub> Characteristics (Typical)



I<sub>FSM</sub> Rating



## External Dimensions

(Unit: mm)

Flammability:  
UL94V-0 or Equivalent

Fig. Ⓐ

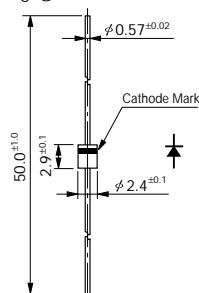


Fig. Ⓑ

