

1N4001G THRU 1N4007G

1.0 AMP GLASS PASSIVATED RECTIFIERS



FEATURES

- * Low forward voltage drop
- * High current capability
- * High reliability
- * High surge current capability
- * Glass passivated junction

MECHANICAL DATA

- * Case: Molded plastic
- * Epoxy: UL 94V-0 rate flame retardant
- * Lead: Axial leads, solderable per MIL-STD-202, method 208 guranteed
- * Polarity: Color band denotes cathode end
- * Mounting position: Any
- * Weight: 0.34 grams

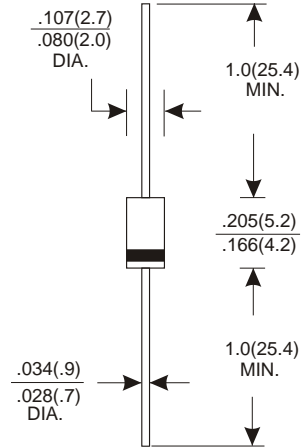
VOLTAGE RANGE

50 to 1000 Volts

CURRENT

1.0 Ampere

DO-41



Dimensions in inches and (millimeters)

MAXIMUM RATINGS AND ELECTRICAL CHARACTERISTICS

Rating 25°C ambient temperature unieess otherwies specified.
Single phase half wave, 60Hz, resistive or inductive load.
For capacitive load, derate current by 20%.

TYPE NUMBER	1N4001G	1N4002G	1N4003G	1N4004G	1N4005G	1N4006G	1N4007G	UNITS
Maximum Recurrent Peak Reverse Voltage	50	100	200	400	600	800	1000	V
Maximum RMS Voltage	35	70	140	280	420	560	700	V
Maximum DC Blocking Voltage	50	100	200	400	600	800	1000	V
Maximum Average Forward Rectified Current .375" (9.5mm) Lead Length at Ta=75°C	1.0							A
Peak Forward Surge Current, 8.3 ms single half sine-wave superimposed on rated load (JEDEC method)	30							A
Maximum Instantaneous Forward Voltage at 1.0A	1.1							V
Maximum DC Reverse Current Ta=25°C	5.0							mA
at Rated DC Blocking Voltage Ta=100°C	50							mA
Typical Junction Capacitance (Note 1)	15							pF
Typical Thermal Resistance RqJA (Note 2)	50							°C/W
Operating and Storage Temperature Range Tj, Tstg	-65 — +175							°C

NOTES:

1. Measured at 1MHz and applied reverse voltage of 4.0V D.C.
2. Thermal Resistance from Junction to Ambient .375" (9.5mm) lead length.

RATING AND CHARACTERISTIC CURVES (1N4001G THRU 1N4007G)

FIG.1-TYPICAL FORWARD CHARACTERISTICS

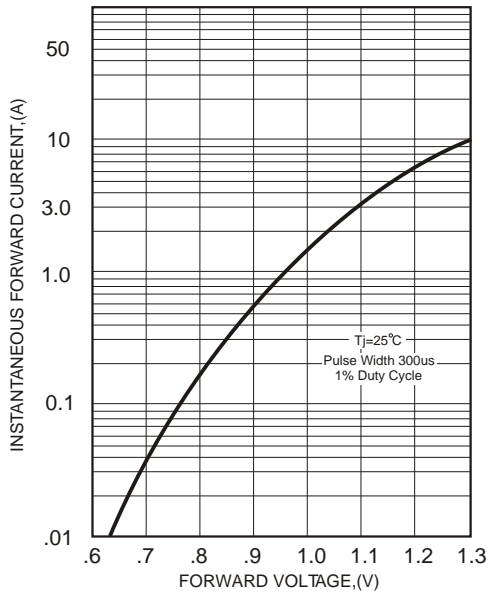


FIG.2-TYPICAL FORWARD CURRENT DERATING CURVE

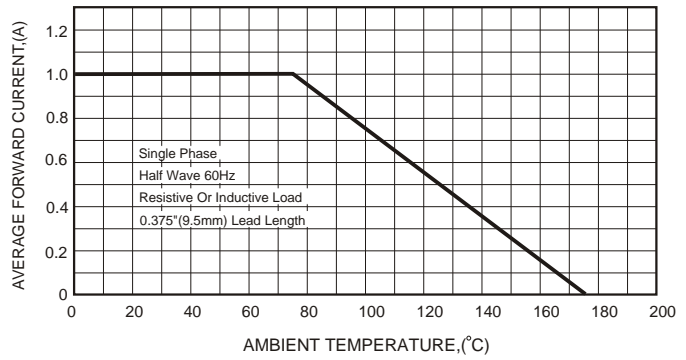


FIG.4-MAXIMUM NON-REPETITIVE FORWARD SURGE CURRENT

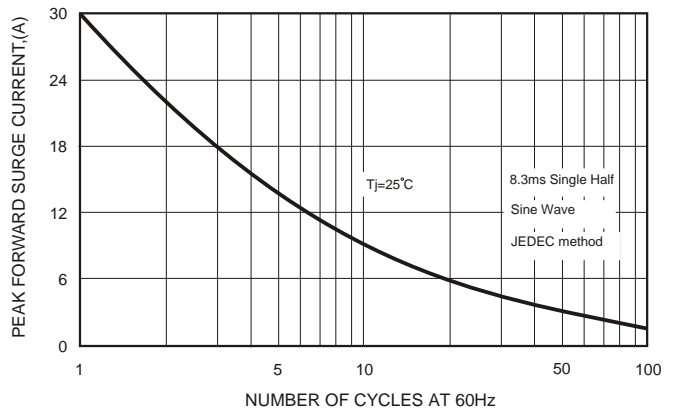


FIG.3 - TYPICAL REVERSE CHARACTERISTICS

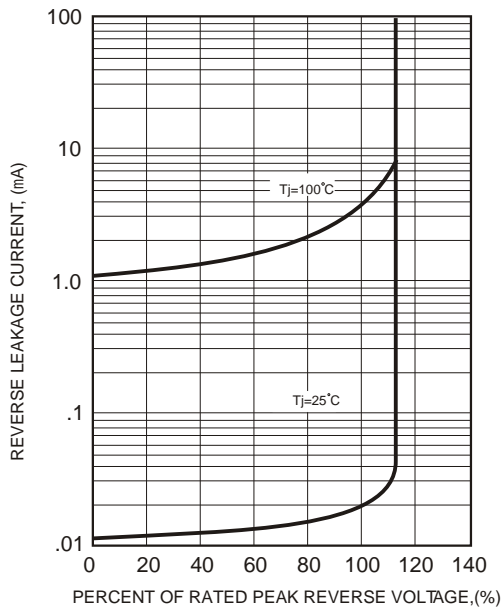


FIG.5-TYPICAL JUNCTION CAPACITANCE

