

2SD2655

Silicon NPN Epitaxial Planer
Low Frequency Power Amplifier

HITACHI

ADE-208-1388A (Z)

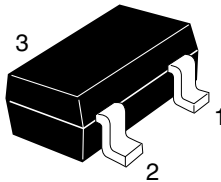
Rev.1
Jun. 2001

Features

- Small size package: MPAK (SC-59A)
- Large Maximum current: $I_c = 1 \text{ A}$
- Low collector to emitter saturation voltage: $V_{CE(sat)} = 0.3 \text{ V max.}$ (at $I_c/I_b = 0.5 \text{ A}/0.05 \text{ A}$)
- High power dissipation: $P_c = 800 \text{ mW}$ (when using alumina ceramic board (25 x 60 x 0.7 mm))
- Complementary pair with 2SB1691

Outline

MPAK



1. Emitter
2. Base
3. Collector

Note: Marking is "WM-".

Absolute Maximum Ratings

(Ta = 25 °C)

Item	Symbol	Ratings	Unit
Collector to Base Voltage	V_{CBO}	60	V
Collector to emitter voltage	V_{CEO}	50	V
Emitter to base voltage	V_{EBO}	6	V
Collector current	I_C	1	A
Collector peak current	$i_c(\text{peak})$	2	A
Collector power dissipation	P_C	800*	mW
Junction temperature	T_j	150	°C
Storage temperature	T_{stg}	-55 to +150	°C

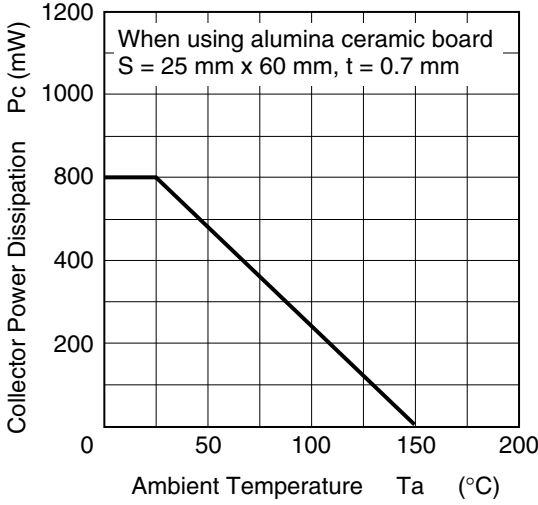
Note: *When using alumina ceramic board (25 x 60 x 0.7 mm)

Electrical Characteristics

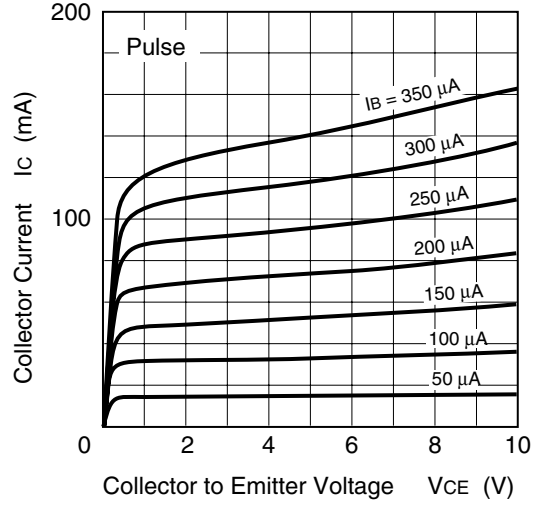
(Ta = 25 °C)

Item	Symbol	Min	Typ	Max	Unit	Test Condition
Collector to base breakdown voltage	$V_{(BR)CBO}$	60	—	—	V	$I_C = 10 \mu\text{A}, I_E = 0$
Collector to emitter breakdown voltage	$V_{(BR)CEO}$	50	—	—	V	$I_C = 1 \text{ mA}, R_{BE} = \infty$
Emitter to base breakdown voltage	$V_{(BR)EBO}$	6	—	—	V	$I_E = 10 \mu\text{A}, I_C = 0$
Collector cutoff current	I_{CBO}	—	—	100	nA	$V_{CB} = 50 \text{ V}, I_E = 0$
Emitter cutoff current	I_{EBO}	—	—	100	nA	$V_{EB} = 5 \text{ V}, I_C = 0$
DC current transfer ratio	h_{FE}	200	—	500	—	$V_{CE} = 2 \text{ V}, I_C = 0.1 \text{ A}$
Collector to emitter saturation voltage	$V_{CE(\text{sat})}$	—	0.16	0.3	V	$I_C = 0.5 \text{ A}, I_B = 0.05 \text{ A}$, Pulse test
Base to emitter saturation voltage	$V_{BE(\text{sat})}$	—	0.91	1.2	V	$I_C = 0.5 \text{ A}, I_B = 0.05 \text{ A}$, Pulse test
Gain bandwidth product	f_T	—	280	—	MHz	$V_{CE} = 2 \text{ V}, I_C = 0.1 \text{ A}$
Collector output capacitance	C_{ob}	—	4.2	—	pF	$V_{CB} = 10 \text{ V}, I_E = 0$, $f = 1 \text{ MHz}$

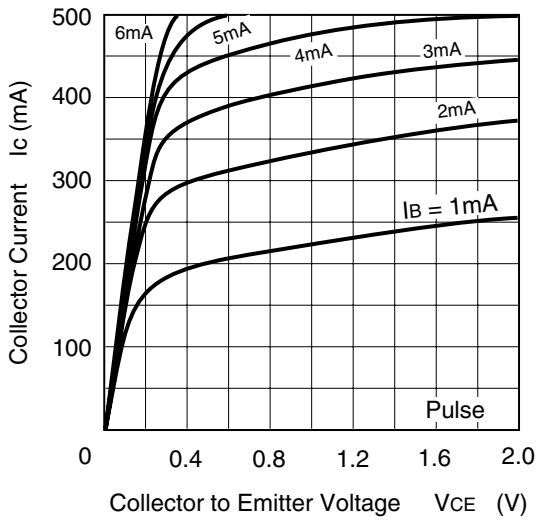
Maximum Collector Dissipation Curve



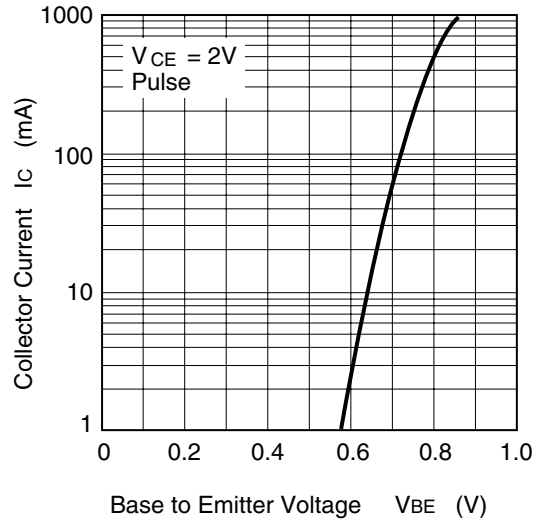
Typical Output Characteristics (1)

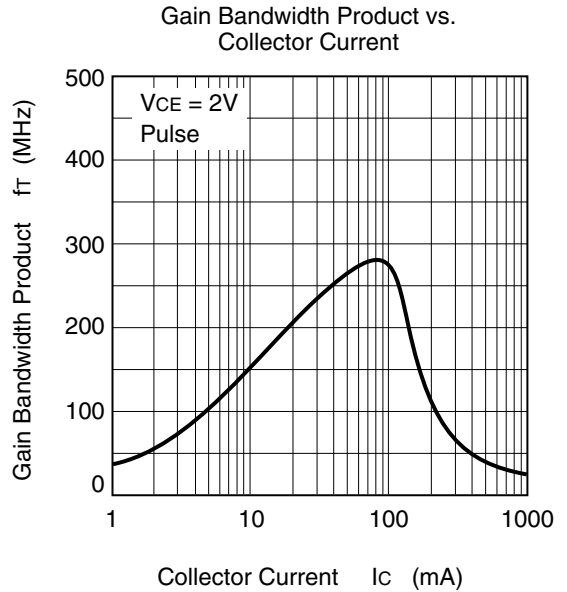
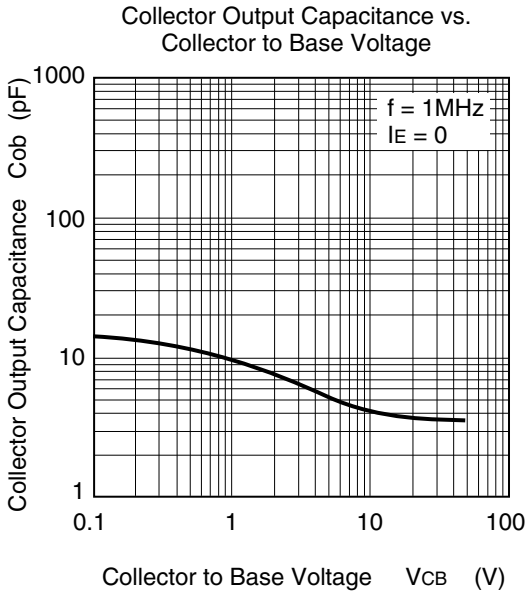
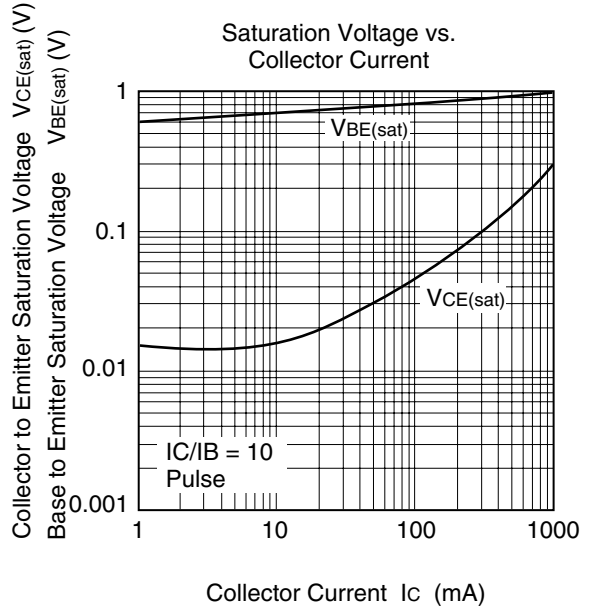
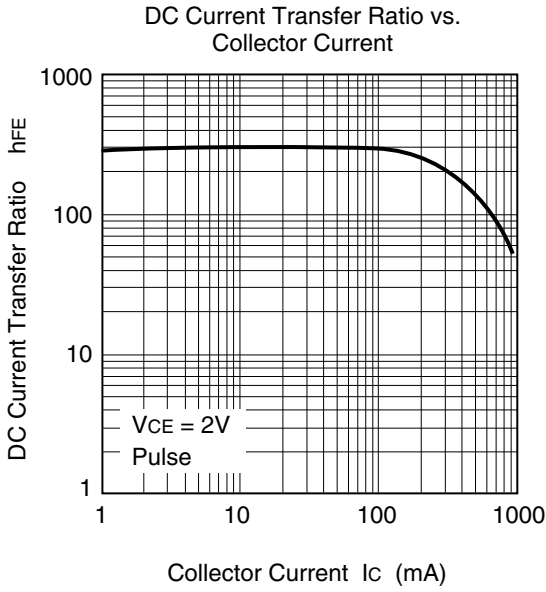


Typical Output Characteristics (2)



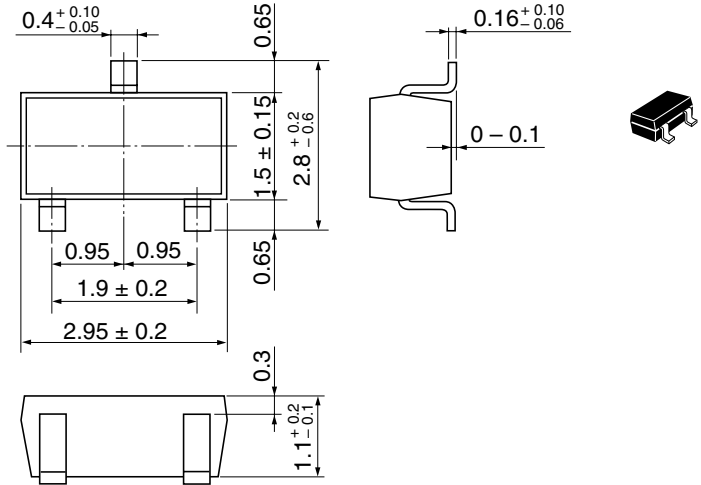
Typical transfer Characteristics





Package Dimensions

As of January, 2001
Unit: mm



Hitachi Code	MPAK
JEDEC	—
EIAJ	Conforms
Mass (reference value)	0.011 g

Disclaimer

1. Hitachi neither warrants nor grants licenses of any rights of Hitachi's or any third party's patent, copyright, trademark, or other intellectual property rights for information contained in this document. Hitachi bears no responsibility for problems that may arise with third party's rights, including intellectual property rights, in connection with use of the information contained in this document.
2. Products and product specifications may be subject to change without notice. Confirm that you have received the latest product standards or specifications before final design, purchase or use.
3. Hitachi makes every attempt to ensure that its products are of high quality and reliability. However, contact Hitachi's sales office before using the product in an application that demands especially high quality and reliability or where its failure or malfunction may directly threaten human life or cause risk of bodily injury, such as aerospace, aeronautics, nuclear power, combustion control, transportation, traffic, safety equipment or medical equipment for life support.
4. Design your application so that the product is used within the ranges guaranteed by Hitachi particularly for maximum rating, operating supply voltage range, heat radiation characteristics, installation conditions and other characteristics. Hitachi bears no responsibility for failure or damage when used beyond the guaranteed ranges. Even within the guaranteed ranges, consider normally foreseeable failure rates or failure modes in semiconductor devices and employ systemic measures such as fail-safes, so that the equipment incorporating Hitachi product does not cause bodily injury, fire or other consequential damage due to operation of the Hitachi product.
5. This product is not designed to be radiation resistant.
6. No one is permitted to reproduce or duplicate, in any form, the whole or part of this document without written approval from Hitachi.
7. Contact Hitachi's sales office for any questions regarding this document or Hitachi semiconductor products.

Sales Offices**HITACHI****Hitachi, Ltd.**

Semiconductor & Integrated Circuits
 Nippon Bldg., 2-6-2, Ohte-machi, Chiyoda-ku, Tokyo 100-0004, Japan
 Tel: (03) 3270-2111 Fax: (03) 3270-5109

URL NorthAmerica : <http://semiconductor.hitachi.com/>
 Europe : <http://www.hitachi-eu.com/hel/ecg>
 Asia : <http://sicapac.hitachi-asia.com>
 Japan : <http://www.hitachi.co.jp/Sicd/indx.htm>

For further information write to:

<p>Hitachi Semiconductor (America) Inc. 179 East Tasman Drive San Jose, CA 95134 Tel: <1>(408) 433-1990 Fax: <1>(408) 433-0223</p>	<p>Hitachi Europe Ltd. Electronic Components Group Whitebrook Park Lower Cookham Road Maidenhead Berkshire SL6 8YA, United Kingdom Tel: <44> (1628) 585000 Fax: <44> (1628) 585200</p> <p>Hitachi Europe GmbH Electronic Components Group Domacher StraÙe 3 D-85622 Feldkirchen, Munich Germany Tel: <49> (89) 9 9180-0 Fax: <49> (89) 9 29 30 00</p>
--	--

<p>Hitachi Asia Ltd. Hitachi Tower 16 Collyer Quay #20-00 Singapore 049318 Tel : <65>-538-6533/538-8577 Fax : <65>-538-6933/538-3877 URL : http://www.hitachi.com.sg</p> <p>Hitachi Asia Ltd. (Taipei Branch Office) 4/F, No. 167, Tun Hwa North Road Hung-Kuo Building Taipei (105), Taiwan Tel : <886>-(2)-2718-3666 Fax : <886>-(2)-2718-8180 Telex : 23222 HAS-TP URL : http://www.hitachi.com.tw</p>	<p>Hitachi Asia (Hong Kong) Ltd. Group III (Electronic Components) 7/F., North Tower World Finance Centre, Harbour City, Canton Road Tsim Sha Tsui, Kowloon Hong Kong Tel : <852>-(2)-735-9218 Fax : <852>-(2)-730-0281 URL : http://semiconductor.hitachi.com.hk</p>
---	--

Copyright © Hitachi, Ltd., 2001. All rights reserved. Printed in Japan.
 Colophon 4.0