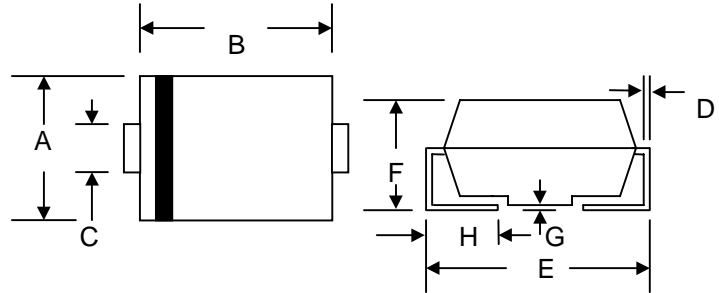


2.0A SURFACE MOUNT SCHOTTKY BARRIER RECTIFIER

Features

- Schottky Barrier Chip
- Ideally Suited for Automatic Assembly
- Low Power Loss, High Efficiency
- Surge Overload Rating to 50A Peak
- For Use in Low Voltage Application
- Guard Ring Die Construction
- Plastic Case Material has UL Flammability Classification Rating 94V-O



Mechanical Data

- Case: Low Profile Molded Plastic
- Terminals: Solder Plated, Solderable per MIL-STD-750, Method 2026
- Polarity: Cathode Band or Cathode Notch
- Marking: Type Number
- Weight: 0.093 grams (approx.)

SMB/DO-214AA		
Dim	Min	Max
A	3.30	3.94
B	4.06	4.70
C	1.91	2.11
D	0.152	0.305
E	5.08	5.59
F	2.13	2.44
G	0.051	0.203
H	0.76	1.27
All Dimensions in mm		

Maximum Ratings and Electrical Characteristics @ $T_A=25^\circ\text{C}$ unless otherwise specified

Characteristic	Symbol	SK22	SK23	SK24	SK25	SK26	SK28	SK29	S210	Unit	
Peak Repetitive Reverse Voltage	V_{RRM}	20	30	40	50	60	80	90	100	V	
Working Peak Reverse Voltage	V_{RWM}										
DC Blocking Voltage	V_R										
RMS Reverse Voltage	$V_{R(RMS)}$	14	21	28	35	42	56	64	71	V	
Average Rectified Output Current @ $T_L = 105^\circ\text{C}$	I_O	2.0								A	
Non-Repetitive Peak Forward Surge Current 8.3ms Single half sine-wave superimposed on rated load (JEDEC Method)	I_{FSM}	50								A	
Forward Voltage @ $I_F = 2.0\text{A}$	V_{FM}	0.55			0.70		0.85			V	
Peak Reverse Current @ $T_A = 25^\circ\text{C}$ At Rated DC Blocking Voltage @ $T_A = 100^\circ\text{C}$	I_{RM}					0.5					mA
						20					
Typical Thermal Resistance Junction to Ambient (Note 1)	$R_{\theta JA}$	75								K/W	
Operating Temperature Range	T_j	-65 to +125								$^\circ\text{C}$	
Storage Temperature Range	T_{STG}	-65 to +150								$^\circ\text{C}$	

Note: 1. Mounted on P.C. Board with 8.0mm² copper pad areas

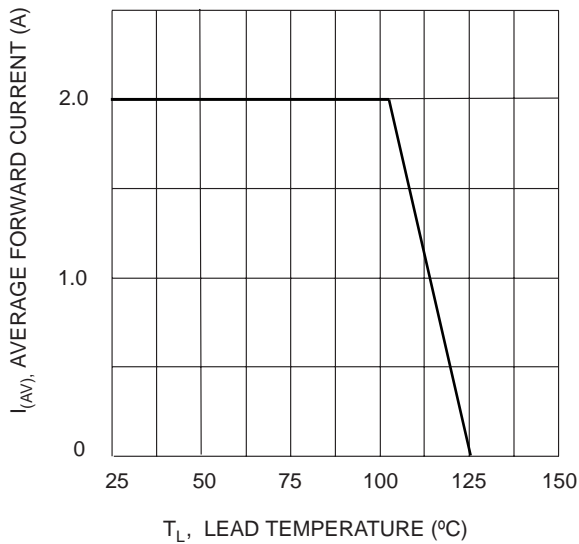


Fig. 1 Forward Current Derating Curve

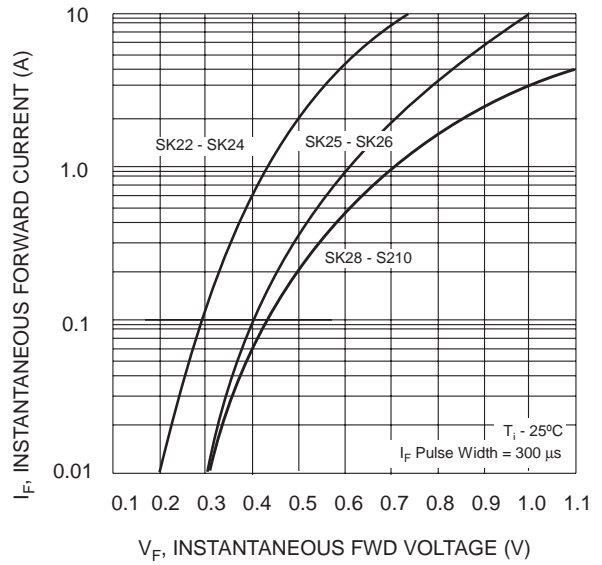


Fig. 2 Typ. Forward Characteristics

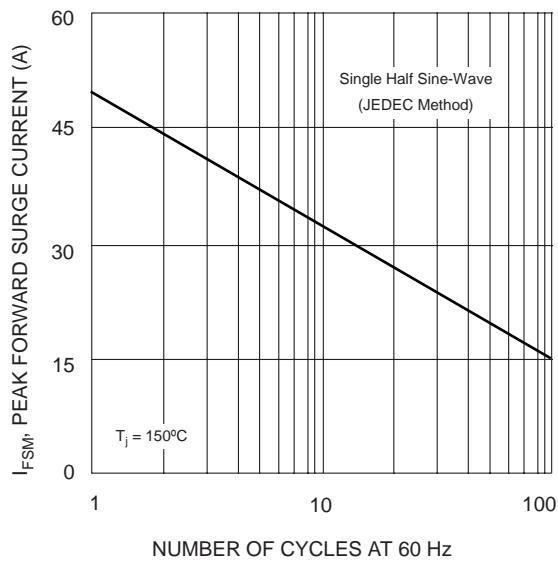


Fig. 3 Max Non-Repetitive Peak Fwd Surge Current

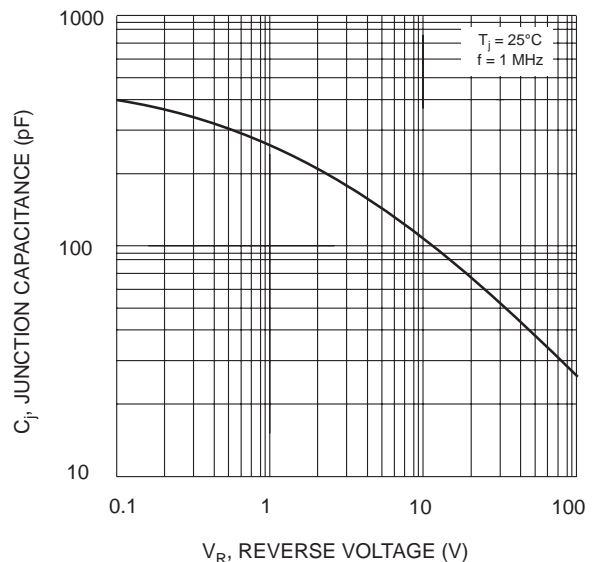


Fig. 4 Typical Junction Capacitance

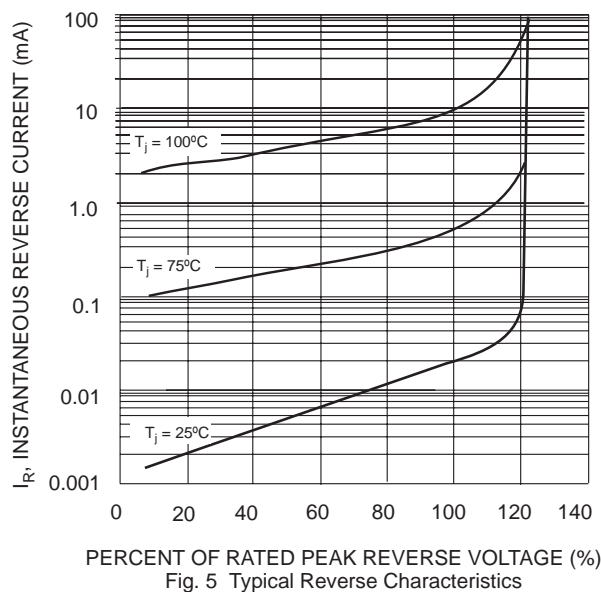


Fig. 5 Typical Reverse Characteristics

ORDERING INFORMATION

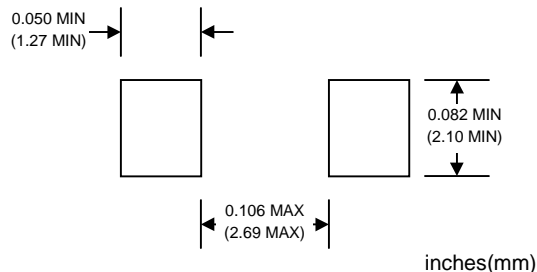
Product No.◆	Package Type	Shipping Quantity
SK22-T1	SMB	500/Tape & Reel
SK22-T3	SMB	3000/Tape & Reel
SK23-T1	SMB	500/Tape & Reel
SK23-T3	SMB	3000/Tape & Reel
SK24-T1	SMB	500/Tape & Reel
SK24-T3	SMB	3000/Tape & Reel
SK25-T1	SMB	500/Tape & Reel
SK25-T3	SMB	3000/Tape & Reel
SK26-T1	SMB	500/Tape & Reel
SK26-T3	SMB	3000/Tape & Reel
SK28-T1	SMB	500/Tape & Reel
SK28-T3	SMB	3000/Tape & Reel
SK29-T1	SMB	500/Tape & Reel
SK29-T3	SMB	3000/Tape & Reel
S210-T1	SMB	500/Tape & Reel
S210-T3	SMB	3000/Tape & Reel

Products listed in **bold** are WTE Preferred devices.

◆T1 suffix refers to a 7" reel. T3 suffix refers to a 13" reel.

Shipping quantity given is for minimum packing quantity only. For minimum order quantity, please consult the Sales Department.

RECOMMENDED FOOTPRINT



Won-Top Electronics Co., Ltd (WTE) has checked all information carefully and believes it to be correct and accurate. However, WTE cannot assume any responsibility for inaccuracies. Furthermore, this information does not give the purchaser of semiconductor devices any license under patent rights to manufacturer. WTE reserves the right to change any or all information herein without further notice.

WARNING: DO NOT USE IN LIFE SUPPORT EQUIPMENT. WTE power semiconductor products are not authorized for use as critical components in life support devices or systems without the express written approval.

Won-Top Electronics Co., Ltd.

No. 44 Yu Kang North 3rd Road, Chine Chen Dist., Kaohsiung, Taiwan

Phone: 886-7-822-5408 or 886-7-822-5410

Fax: 886-7-822-5417

Email: sales@wontop.com

Internet: http://www.wontop.com

We power your everyday.