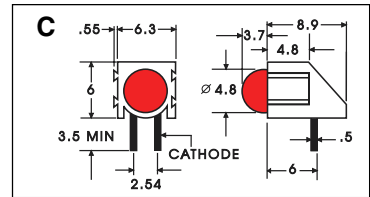


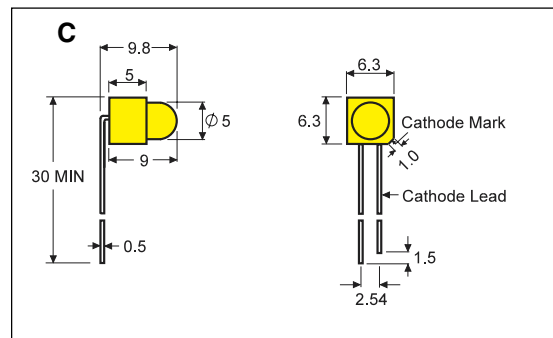
## Side Viewing LEDs

	Line No.	Part No.	Lens	Luminous Intensity at 15mA Typical	Viewing Angle 2θ½	Forward Voltage at 20mA Typical	Forward Voltage at 20mA Maximum	Peak Wave Length at 15mA	Drawing
● RED	2	E108	Translucent	2.5mcd	60°	2.1V	2.8V	700nm	B
● ORANGE	3	E109	Translucent	4.0mcd	60°	2.1V	2.8V	610nm	B
● YELLOW	4	E110	Translucent	4.0mcd	60°	2.1V	2.8V	585nm	B
● GREEN	5	E111	Translucent	4.0mcd	60°	2.1V	2.8V	565nm	B



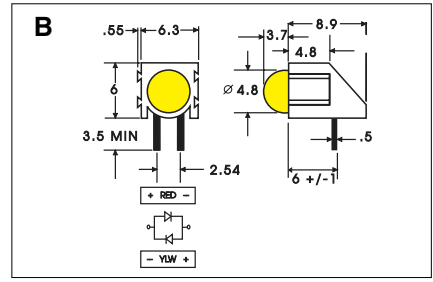
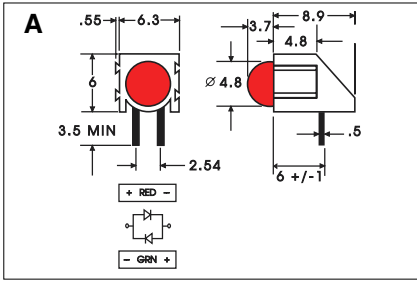
## Right Angle, Attachable LEDs

	Line No.	Part No.	Lens	Luminous Intensity at 10mA (*at 20mA)		Viewing Angle 2θ½	Forward Voltage at 20mA		Peak Wave Length at 20mA	Drawing
				Minimum	Maximum		Typical	Maximum		
● ULTRA BRIGHT RED	6	EA22	Diffused	100mcd	300mcd	60°	1.85V	2.5V	660nm	C
● ULTRA BRIGHT RED	7	EA27	Clear	500mcd	900mcd	30°	1.85V	2.5V	660nm	C
● YELLOW	8	EA20	Diffused	5mcd	20.0mcd	60°	2.1V	2.5V	590nm	C
● GREEN	9	EA21	Diffused	5mcd	20.0mcd	60°	2.2V	2.5V	565nm	C
● GREEN	10	EA25	Diffused	20mcd	60mcd	60°	2.2V	2.5V	565nm	C



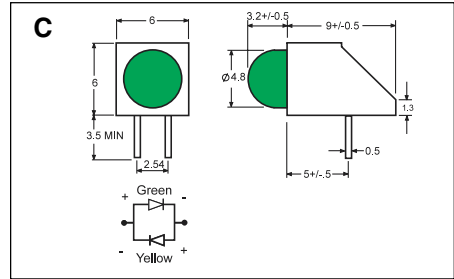
## T-1<sup>3/4</sup>, Right Angle Leads, LEDs (5mm)

	Line No.	Part No.	Lens	Luminous Intensity at 10mA		Viewing Angle 2θ½	Forward Voltage at 20mA		Peak Wave Length at 20mA	Drawing
				Minimum	Maximum		Typical	Maximum		
● RED	9	E241	Diffused	12.5mcd	32.0mcd	60°	2.0V	2.5V	625nm	C
● ORANGE	10	E242	Diffused	12.5mcd	32.0mcd	60°	2.0V	2.6V	610nm	C
● YELLOW	11	E244	Diffused	5.0mcd	20.0mcd	60°	2.1V	2.5V	590nm	C
● GREEN	12	E246	Diffused	5.0mcd	20.0mcd	60°	2.2V	2.5V	565nm	C



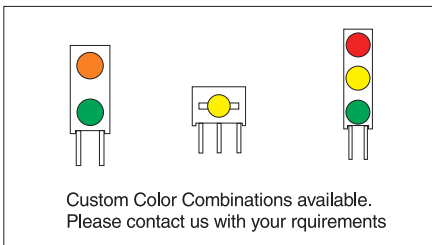
## Right Angle, Attachable, Bi-Color LEDs

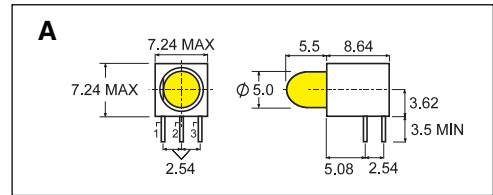
	Line No.	Part No.	Lens	Luminous Intensity at 20mA		Viewing Angle 2θ½	Forward Voltage at 20mA		Peak Wave Length at 20mA	Drawing
				Minimum	Maximum		Typical	Maximum		
● RED & ● GREEN	1	EA28	White Diffused	20.0mcd	50.0mcd	60°	2.0V	2.5V	625nm	A
				12.5mcd	40.0mcd	60°	2.2V	2.5V	565nm	
● RED & ● YELLOW	2	EA29	White Diffused	20.0mcd	50.0mcd	60°	2.0V	2.5V	625nm	B
				5.0mcd	20.0mcd	60°	2.1V	2.5V	590nm	



## Right Angle Bi-Color LEDs

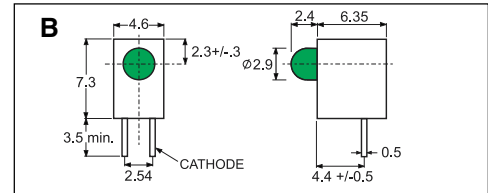
	Line No.	Part No.	Lens	Luminous Intensity at 20mA		Viewing Angle 2θ½	Forward Voltage at 20mA		Peak Wave Length at 20mA	Drawing
				Minimum	Maximum		Typical	Maximum		
● GREEN & ● YELLOW	3	EA300	White Diffused	12.5mcd	40.0mcd	60°	2.2V	2.5V	565nm	C
				5.0mcd	20.0mcd	60°	2.1V	2.5V	590nm	





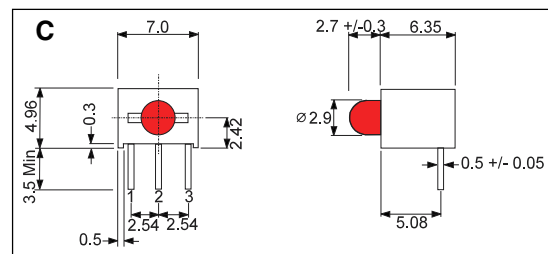
## Right Angle, Bi-Color LEDs (Three Leads)

	Line No.	Part No.	Lens	Luminous Intensity at 20mA		Viewing Angle 2θ½	Forward Voltage at 20mA		Peak Wave Length at 20mA	Leads	Drawing
				Minimum	Maximum		Typical	Maximum			
● RED & GREEN	1	E249	White Diffused	100mcd	300mcd	60° 60°	1.85V 2.2V	2.5V 2.5V	660nm 565nm	1. Red Anode 2. Cathode 3. Green Anode	A
● RED & GREEN	2	E250	White Diffused	20mcd	90mcd	60° 60°	2.0V 2.2V	2.5V 2.5V	625nm 565nm	1. Red Anode 2. Cathode 3. Green Anode	A
● RED & YELLOW	3	E247	White Diffused	20mcd	90mcd	60° 60°	2.0V 2.1V	2.5V 2.5V	625nm 590nm	1. Red Anode 2. Cathode 3. Yellow Anode	A
● YELLOW & GREEN	4	E248	White Diffused	20mcd	60mcd	60° 60°	2.1V 2.2V	2.5V 2.5V	590nm 565nm	1. Yellow Anode 2. Cathode 3. Green Anode	A



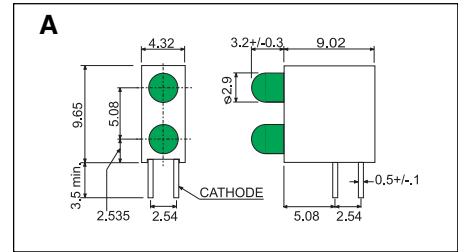
## Right Angle, T-1 LEDs

	Line No.	Part No.	Lens	Luminous Intensity at 20mA		Viewing Angle 2θ½	Forward Voltage at 20mA		Peak Wave Length at 20mA	Drawing
				Minimum	Maximum		Typical	Maximum		
ULTRA BRIGHT ● RED	5	EA100	Translucent	360mcd	500mcd	50°	1.85V	2.50V	660nm	B
● YELLOW	6	EA104	Translucent	20mcd	100mcd	50°	2.10V	2.50V	590nm	B
● GREEN	7	EA106	Translucent	100mcd	300mcd	50°	2.20V	2.50V	565nm	B



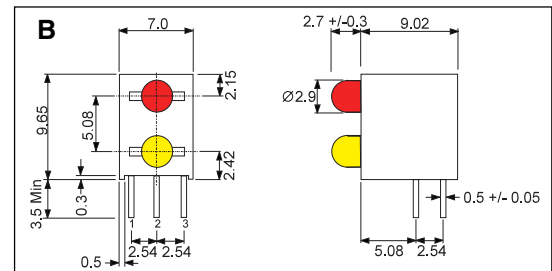
## Right Angle, Bi-Color, T-1, Low Profile, LED

	Line No.	Part No.	Lens	Luminous Intensity at 20mA		Viewing Angle 2θ½	Forward Voltage at 20mA		Peak Wave Length at 20mA	Leads	Drawing
				Minimum	Maximum		Typical	Maximum			
● RED & GREEN	8	EA202	White Diffused	8mcd	40mcd	60° 60°	2.0V 2.2V	2.5V 2.5V	625nm 565nm	1.Red Anode 2.Cathode 3.Green Anode	C
● GREEN & YELLOW	9	EA207	White Diffused	8mcd	40mcd	60° 60°	2.0V 2.1V	2.5V 2.5V	565nm 590nm	1.Green Anode 2.Cathode 3.Yellow Anode	C
● RED & YELLOW	10	EA208	White Diffused	8mcd	40mcd	60° 60°	2.0V 2.2V	2.5V 2.5V	625nm 590nm	1.Red Anode 2.Cathode 3.Yellow Anode	C



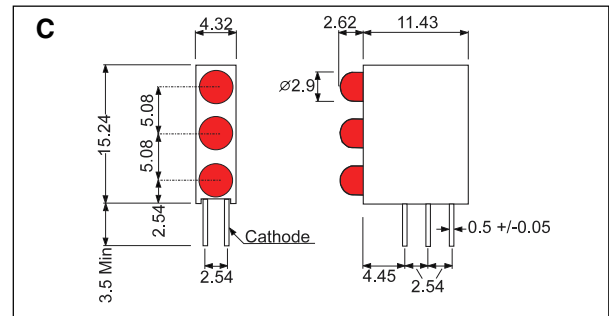
## Right Angle, Bi-Level, T-1 LEDs

	Line No.	Part No.	Lens	Luminous Intensity at 20mA		Viewing Angle 20½	Forward Voltage at 20mA		Peak Wave Length at 20mA	Drawing
				Minimum	Maximum		Typical	Maximum		
● ULTRA BRIGHT RED	1	EA200	Red Diffused	100mcd	300mcd	60°	1.85V	2.5V	660nm	A
● GREEN	2	EA201	Green Diffused	8mcd	32mcd	60°	2.2V	2.5V	565nm	A



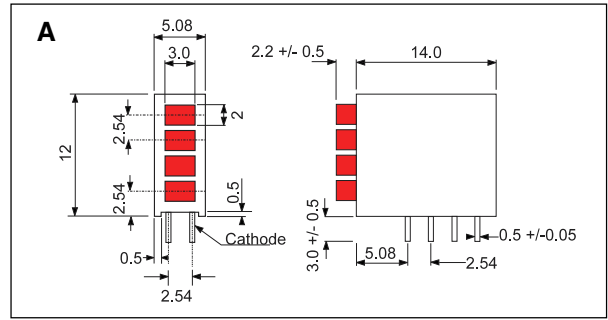
## Right Angle, Bi-Level, Bi-Color, T-1 LEDs

	Line No.	Part No.	Lens	Luminous Intensity at 20mA		Viewing Angle 20½	Forward Voltage at 20mA		Peak Wave Length at 20mA	Leads	Drawing
				Minimum	Maximum		Typical	Maximum			
● RED & GREEN	3	EA203	White Diffused	8mcd 8mcd	40mcd 40mcd	60° 60°	2.0V 2.2V	2.5V 2.5V	625nm 565nm	1.Red Anode 2.Cathode 3.Green Anode	B
● RED & YELLOW	4	EA205	White Diffused	8mcd 8mcd	40mcd 40mcd	60° 60°	2.0V 2.1V	2.5V 2.5V	625nm 590nm	1.Red Anode 2.Cathode 3.Yellow Anode	B
● GREEN & YELLOW	5	EA206	White Diffused	8mcd 8mcd	40mcd 40mcd	60° 60°	2.2V 2.1V	2.5V 2.5V	565nm 590nm	1.Green Anode 2.Cathode 3.Yellow Anode	B



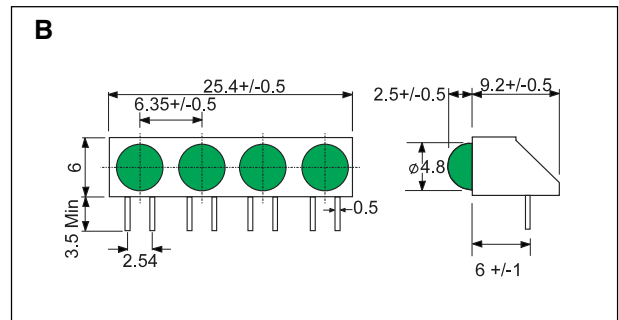
## Right Angle, Tri-Level, T-1 LEDs

	Line No.	Part No.	Lens	Luminous Intensity at 10mA		Viewing Angle 20½	Forward Voltage at 20mA		Peak Wave Length at 20mA	Drawing
				Minimum	Maximum		Typical	Maximum		
● RED	6	EA331	Diffused	12.5mcd	50.0mcd	60°	2.0V	2.5V	625nm	C
● GREEN	7	EA336	Diffused	8.0mcd	32.0mcd	60°	2.2V	2.5V	565nm	C



## Right Angle, Quad-Level, Mini LEDs

	Line No.	Part No.	Lens	Luminous Intensity at 10mA		Viewing Angle 20½°	Forward Voltage at 20mA		Peak Wave Length at 20mA	Drawing
				Minimum	Maximum		Typical	Maximum		
● RED	1	EA401	Diffused	2.0mcd	12.5mcd	100°	2.0V	2.5V	625nm	A
● YELLOW	2	EA404	Diffused	2.0mcd	5.0mcd	100°	2.1V	2.5V	590nm	A
● GREEN	3	EA406	Diffused	2.0mcd	5.0mcd	100°	2.2V	2.5V	565nm	A
● RED & ● GREEN	4	EA444GR	White Diffused	8.0mcd	32.0mcd	100°	2.0V	2.5V	625nm	A
● GREEN & ● YELLOW	5	EA444GY	White Diffused	8.0mcd	32.0mcd	100°	2.2V	2.5V	565nm	A
				5.0mcd	20.0mcd	100°	2.2V	2.5V	590nm	



## Right Angle, Quad LEDs

	Line No.	Part No.	Lens	Luminous Intensity at 20mA		Viewing Angle 20½°	Forward Voltage at 20mA		Peak Wave Length at 20mA	Drawing
				Minimum	Maximum		Typical	Maximum		
● ULTRA BRIGHT RED	6	EA430	Diffused	100.0mcd	300.0mcd	60°	1.85V	2.5V	660nm	B
● SUPER BRIGHT GREEN	7	EA432	Diffused	20.0mcd	60.0mcd	60°	2.2V	2.5V	565nm	B

