

**Features**

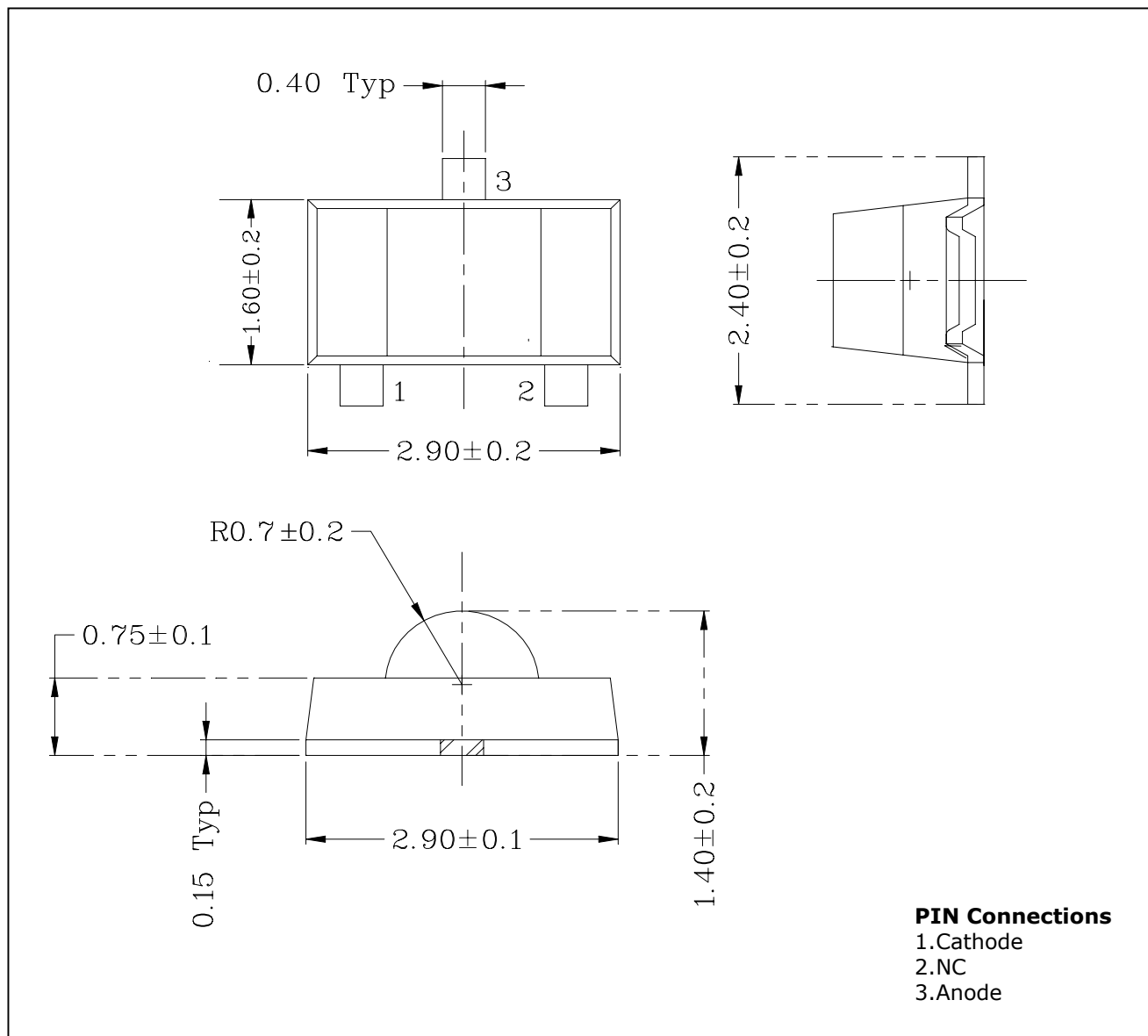
- Colorless transparency lens type
- Compact type
- Radiation size 2.9mm(L)×1.6mm(W) surface mount type
- High luminosity

**Applications**

- LCD backlighting
- Keypad backlighting
- Symbol backlighting
- Front panel indicator lamp

**Outline Dimensions**

**unit : mm**



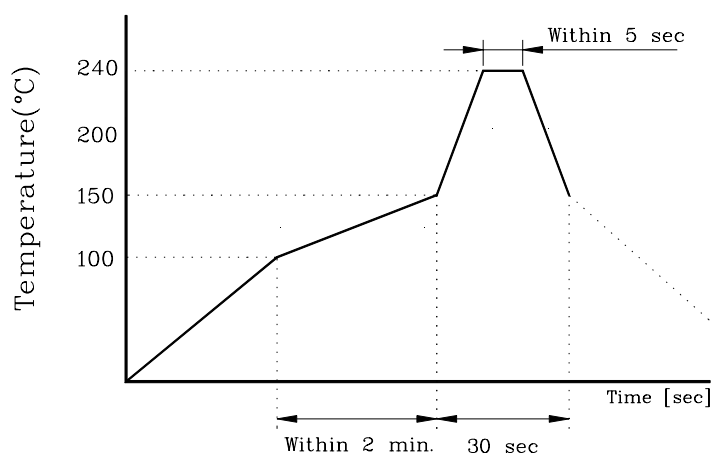
## Absolute maximum ratings

Characteristic	Symbol	Ratings	Unit
Power Dissipation	$P_D$	60	mW
Forward Current	$I_F$	25	mA
*1 Peak Forward Current	$I_{FP}$	50	mA
Reverse Voltage	$V_R$	4	V
Operating Temperature	$T_{opr}$	-20 ~ 80	°C
Storage Temperature	$T_{stg}$	-25 ~ 85	°C
*2 Soldering Temperature (Reflow soldering)	$T_{sol}$	240°C for 3 seconds	

\*1. Duty ratio = 1/16, Pulse width = 0.1ms

\*2. Recommended soldering Temperature Profile

- 2-1) Preheating 100°C to 150°C within 2 minutes Soldering 240°C within 5 seconds  
Gradual cooling (Avoid quenching)



## Electrical Characteristics

Characteristic	Symbol	Test Condition	Min.	Typ.	Max.	Unit
Forward Voltage	$V_F$	$I_F = 20\text{mA}$	-	1.8	2.3	V
Luminous Intensity	$I_V$	$I_F = 20\text{mA}$	-	31	-	mcd
Peak Wavelength	$\lambda_P$	$I_F = 20\text{mA}$	-	660	-	nm
Spectrum Bandwidth	$\Delta\lambda$	$I_F = 20\text{mA}$	-	20	-	nm
Reverse Current	$I_R$	$V_R = 4\text{V}$	-	-	10	uA
*3 Half Angle	$\theta_{1/2}$	$I_F = 20\text{mA}$	-	±60	-	deg

\*3.  $\theta_{1/2}$  is the off-axis angle where the luminous intensity is 1/2 the peak intensity

Characteristic Diagrams

Fig. 1  $I_F - V_F$

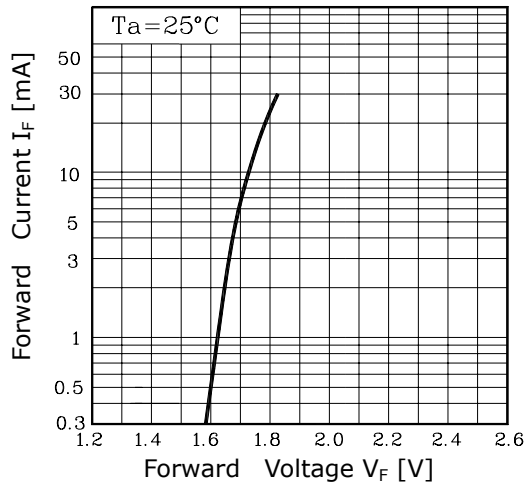


Fig. 2  $I_V - I_F$

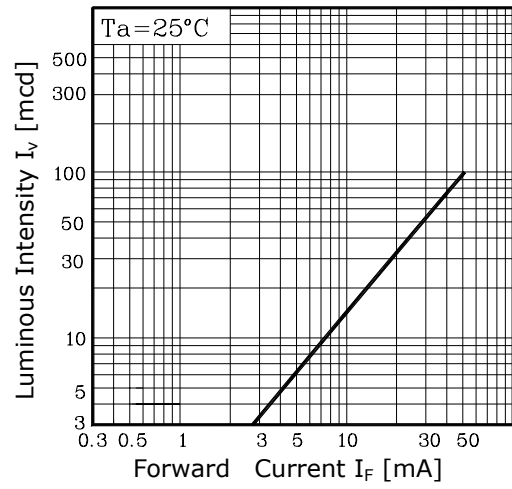


Fig. 3  $I_F - T_a$

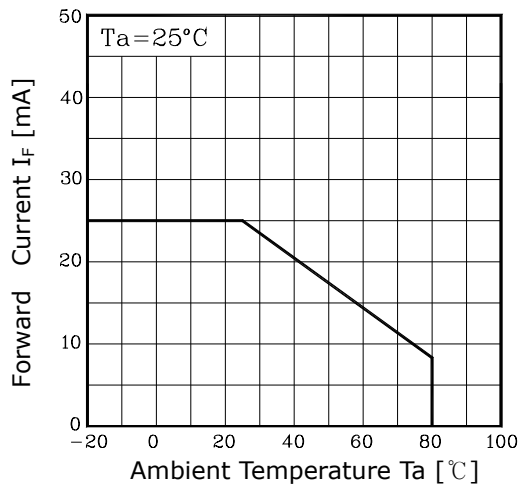


Fig.4 Spectrum Distribution

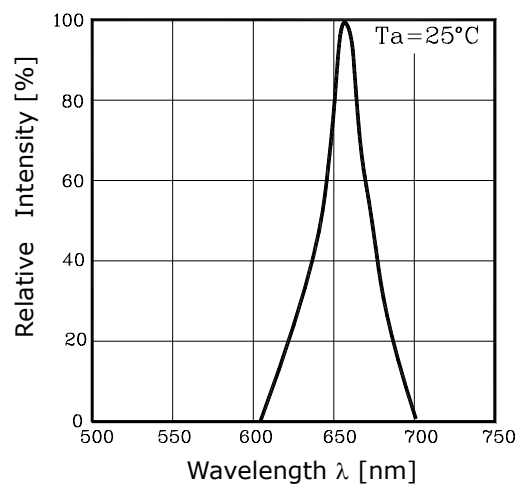
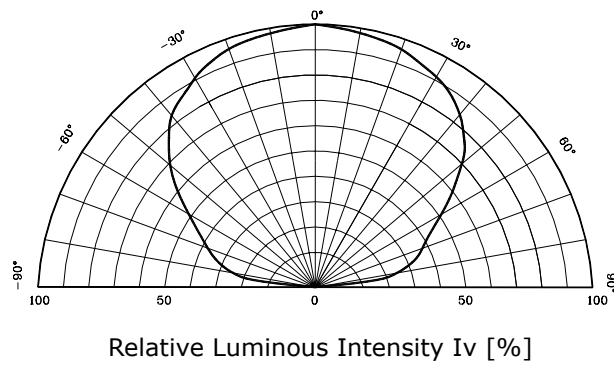


Fig. 5-1 Radiation Diagram



**These AUK products are intended for usage in general electronic equipments(Office and communication equipment, measuring equipment, domestic electrification, etc.).**

**Please make sure that you consult with us before you use these AUK products in equipments which require high quality and/or reliability, and in equipments which could have major impact to the welfare of human life(atomic energy control, airplane, spaceship, traffic signal, combustion central, all types of safety device, etc.).**

**AUK cannot accept liability to any damage which may occur in case these AUK products were used in the mentioned equipments without prior consultation with AUK.**