

2N3702 through 2N3706 MPS3702 through MPS3706

PNP . NPN SILICON GENERAL PURPOSE AF TRANSISTORS

THE ABOVE TYPES ARE SILICON PLANAR EPITAXIAL TRANSISTORS FOR GENERAL PURPOSE AF MEDIUM POWER APPLICATIONS. THE 2N3702 SERIES ARE SUPPLIED IN CASE TO-92B. THE MPS3702 SERIES ARE SUPPLIED IN CASE TO-92A.

CASE TO-92B

CASE TO-92A



ECB



EBC

ABSOLUTE MAXIMUM RATINGS		(PNP)	(PNP)	(NPN)	(NPN)
		2N/MPS3702	2N/MPS3703	2N/MPS3704 2N/MPS3705	2N/MPS3706
Collector-Base Voltage	V _{CB0}	40V	50V	50V	40V
Collector-Emitter Voltage	V _{CEO}	25V	30V	30V	20V
Emitter-Base Voltage	V _{EB0}	5V	5V	5V	5V
Collector Current	I _C	0.2A	0.2A	0.8A	0.8A
Collector Peak Current	I _{CM}	0.6A	0.6A		
Total Power Dissipation (T _C ≤ 25°C)	P _{tot}		1W		
	(T _A ≤ 25°C)		360mW		
Operating Junction & Storage Temperature	T _j , T _{stg}		-55 to 150°C		

ELECTRICAL CHARACTERISTICS (T_A=25°C unless otherwise noted)

PARAMETER	SYMBOL	MIN	TYP	MAX	UNIT	TEST CONDITIONS
Collector-Base Breakdown Voltage	BV _{CB0}	↑			V	I _C =0.1mA I _E =0
Collector-Emitter Breakdown Voltage	LV _{CEO} *	Note 1			V	I _C =10mA I _B =0
Emitter-Base Breakdown Voltage	BV _{EB0}	↓			V	I _E =0.1mA I _C =0
Collector Cutoff Current	I _{CB0}			100	nA	V _{CB} =20V I _E =0
Emitter Cutoff Current	I _{EB0}			100	nA	V _{EB} =3V I _C =0
Collector-Emitter Saturation Voltage	V _{CE(sat)} *		0.1	0.25	V	I _C =50mA I _B =5mA
2N/MPS3702,3			0.12	0.6	V	I _C =100mA I _B =5mA
2N/MPS3704			0.15	0.8	V	I _C =100mA I _B =5mA
2N/MPS3705			0.15	1	V	I _C =100mA I _B =5mA
2N/MPS3706						
Base-Emitter Voltage	V _{BE} *	0.6	0.78	1	V	I _C =50mA V _{CE} =5V
2N/MPS3702,3		0.5	0.83	1	V	I _C =100mA V _{CE} =2V
2N/MPS3704,5,6						
D.C. Current Gain	H _{FE} *	60		300		I _C =50mA V _{CE} =5V
2N/MPS3702		30		150		I _C =50mA V _{CE} =5V
2N/MPS3703		100		300		I _C =50mA V _{CE} =2V
2N/MPS3704						

For p-n-p devices, voltage and current values are negative.

MICRO ELECTRONICS LTD.

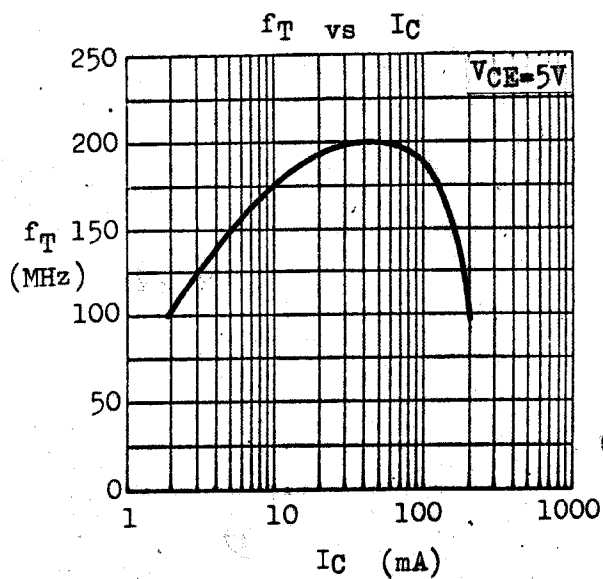
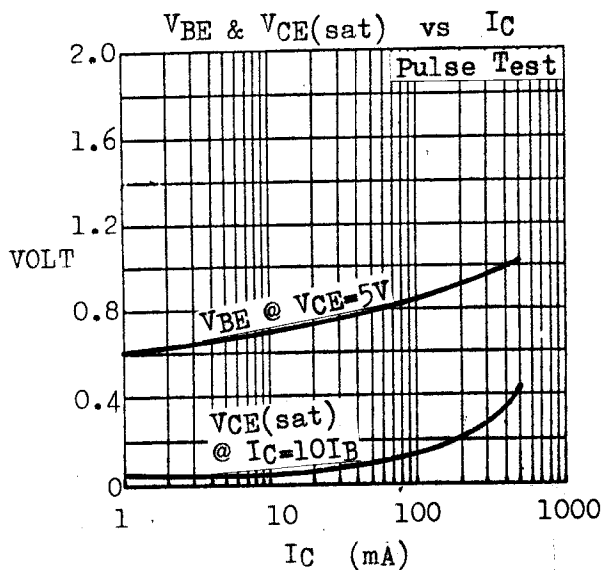
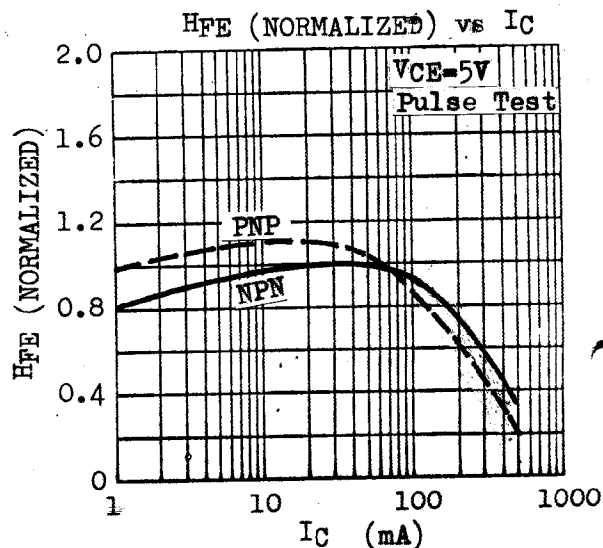
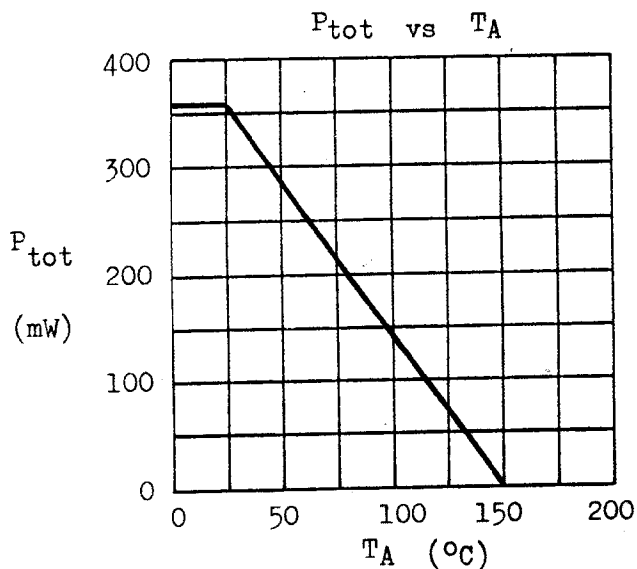
38 HUNG TO ROAD, KWUN TONG, HONG KONG. TELEX 43510
 KWUN TONG P. O. BOX 69477 CABLE ADDRESS "MICROTRON"
 TELEPHONE:- 3-430181-6 3-893363, 3-892423
 FAX: 3-410321

PARAMETER	SYMBOL	MIN	TYP	MAX	UNIT	TEST CONDITIONS
D.C. Current Gain	HFE *	50	150	600		IC=50mA VCE=2V IC=50mA VCE=2V
Current Gain-Bandwidth Product	f _T	100			MHz	IC=50mA VCE=5V
		100			MHz	IC=50mA VCE=2V
Collector-Base Capacitance	C _{ob}		5	12	pF	V _{CB} =10V IE=0
			4	12	pF	f=1MHz

Note 1 : equal to the values of absolute maximum ratings.

* Pulse Test : Pulse Width=0.3mS, Duty Cycle=1%

TYPICAL CHARACTERISTICS (T_A=25°C unless otherwise noted)



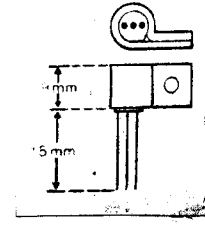
TRANSISTORS EQUIVALENT TO 2N/MPS3702 FAMILY

THE FOLLOWING TRANSISTORS, WHICH ARE CLOSELY EQUIVALENT TO THE 2N/MPS3702 FAMILY, ARE ALSO AVAILABLE.

TO-92B

TO-92A

WITH X-67 HEAT SINK



SPECIFICATIONS AT $T_A=25^\circ\text{C}$

For p-n-p devices, voltage and current values are negative.

TYPE	POLARITY	CASE (P_{tot})	V_{CE0} (V)	V_{EBO} (V)	I_{CBO} @ V_{CB} (μA) (V)	H_{FE} @ I_C/V_{CE} (mA) (V)	$V_{CE(sat)}$ @ I_C/I_B (V) (mA)(mA)	f_T @ I_C (MHz)(mA)
			min	min	max	min-max	max	min
2N3402	NPN	TO-92B with X-67 Heat Sink (560mW)	25	5	0.1 @ 25	75-225 @ 2/4.5	0.3 @ 50/3	
2N3403			25	5	0.1 @ 25	180-540 @ 2/4.5	0.3 @ 50/3	
2N3404			50	5	0.1 @ 50	75-225 @ 2/4.5	0.3 @ 50/3	
2N3405			50	5	0.1 @ 50	180-540 @ 2/4.5	0.3 @ 50/3	
2N4425			40	5	*0.03 @ 40	180-540 @ 2/4.5	0.3 @ 50/3	
2N3414	NPN	TO-92B (360mW)	25	5	0.1 @ 25	75-225 @ 2/4.5	0.3 @ 50/3	
2N3415			25	5	0.1 @ 25	180-540 @ 2/4.5	0.3 @ 50/3	
2N3416			50	5	0.1 @ 50	75-225 @ 2/4.5	0.3 @ 50/3	
2N3417			50	5	0.1 @ 50	180-540 @ 2/4.5	0.3 @ 50/3	
2N4424			40	5	*0.03 @ 40	180-540 @ 2/4.5	0.3 @ 50/3	
2N5220	NPN	TO-92A (350mW)	15	3	0.1 @ 10	25- @ 10/10 30-600 @ 50/10	0.5 @ 150/15	100 @ 20
2N5221	PNP		15	3	0.1 @ 10	25- @ 10/10 30-600 @ 50/10	0.5 @ 150/15	100 @ 20
2N5225	NPN		25	4	0.3 @ 15	25- @ 10/10 30-600 @ 50/10	0.8 @ 100/10	50 @ 20
2N5226	PNP		25	4	0.3 @ 15	25- @ 10/10 30-600 @ 50/10	0.8 @ 100/10	50 @ 20
2N5354	PNP	TO-92B (360mW)	25	4	*0.1 @ 25	40-120 @ 50/1 20- @ 300/5	0.25 @ 50/2.5 1.0 @ 300/30	
2N5355	PNP		25	4	*0.1 @ 25	100-300 @ 50/1 40- @ 300/5		
2N5356	PNP		25	4	*0.1 @ 25	250-500 @ 50/1 75- @ 300/5		
2N5365	PNP	TO-92B (360mW)	40	4	*0.1 @ 40	40-120 @ 50/1 20- @ 300/5	0.25 @ 50/2.5 1.0 @ 300/30	
2N5366	PNP		40	4	*0.1 @ 40	100-300 @ 50/1 40- @ 300/5		
2N5367	PNP		40	4	*0.1 @ 40	250-500 @ 50/1 75- @ 300/5		

* ICES

2.78.6500B.0650B

- - - Continued - - -

TYPE	POLARITY	CASE (P _{tot})	LVCEO (V)	BVEBO (V)	ICES @ VCE (μ A) (V)	HFE @ IC/VCE (mA)(V)	VCE(sat) @ IC/IB (V) (mA)(mA)	f _T @ IC (MHz)(mA)
			min	min	max	min-max	max	min
2N5418	NPN	TO-92B (400mW)	25	4	0.1 @ 25	40-120 @ 50/1 20- @ 300/5	0.25 @ 50/2.5 1.0 @ 300/30	
2N5419	NPN		25	4	0.1 @ 25	100-300 @ 50/1 40- @ 300/5		
2N5420	NPN		25	4	0.1 @ 25	250-500 @ 50/1 75- @ 300/5		
2N5447	PNP	<p>These are TO-92F transistors. Their electrical characteristics are exactly identical to 2N3702, 3, 4, 5, 6 respectively.</p>						
2N5448	PNP							
2N5449	NPN							
2N5450	NPN							
2N5451	NPN							

2.78.6500B.0650B