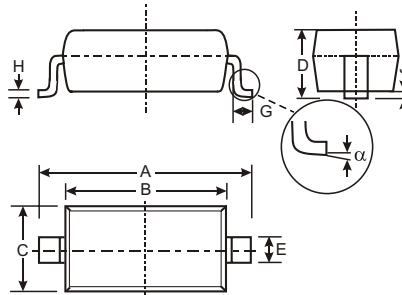


Features

- Fast Switching Speed
- Surface Mount Package Ideally Suited for Automatic Insertion
- For General Purpose Switching Applications
- Also Available in Lead Free Version

Mechanical Data

- Case: SOD-123, Molded Plastic
- Case Material: UL Flammability Rating Classification 94V-0
- Moisture Sensitivity: Level 1 per J-STD-020A
- Terminals: Solderable per MIL-STD-202, Method 208
- Also Available in Lead Free Plating (Matte Tin Finish). Please see Ordering Information, Note 4, on Page 3
- Polarity: Cathode Band
- Marking: Date Code and Type Code, See Page 2
Type Code: BAV19W: A8 or T2 or T3
BAV20W: T2 or T3
BAV21W: T3
- Weight: 0.01 grams (approx.)
- Ordering Information: See Page 2



SOD-123		
Dim	Min	Max
A	3.55	3.85
B	2.55	2.85
C	1.40	1.70
D	—	1.35
E	0.55 Typical	
G	0.25	—
H	0.15 Typical	
J	—	0.10
All Dimensions in mm		

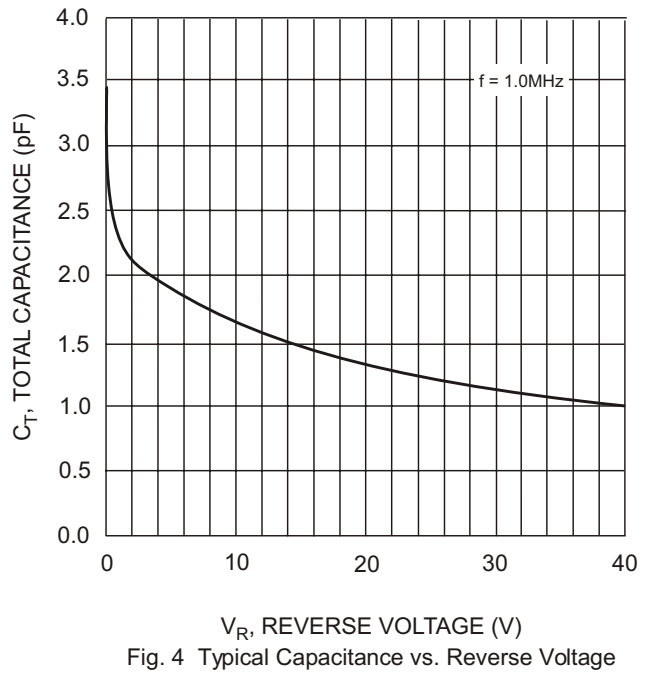
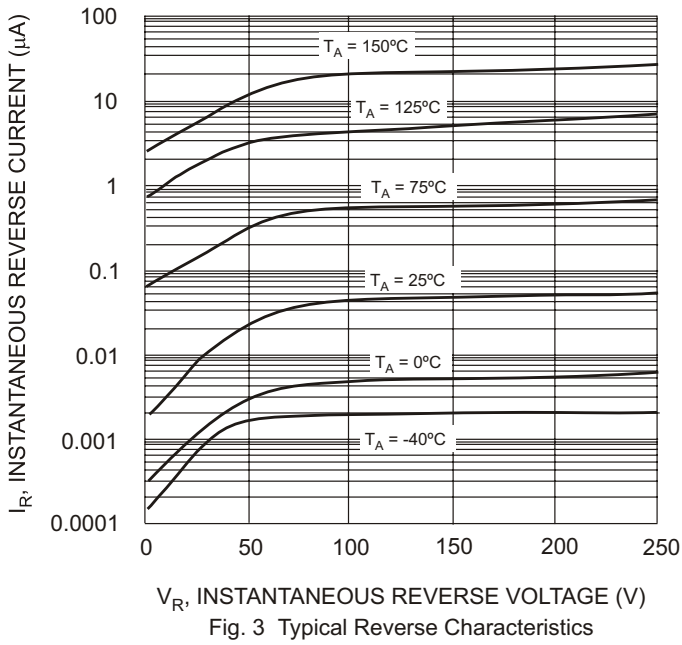
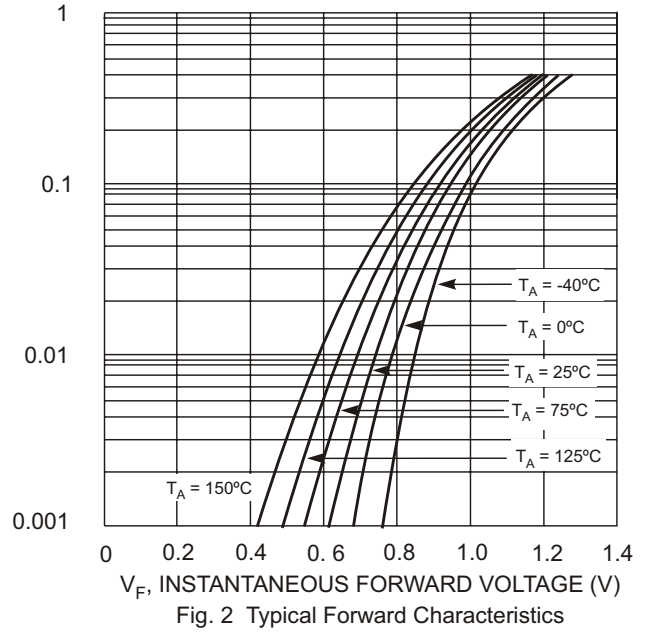
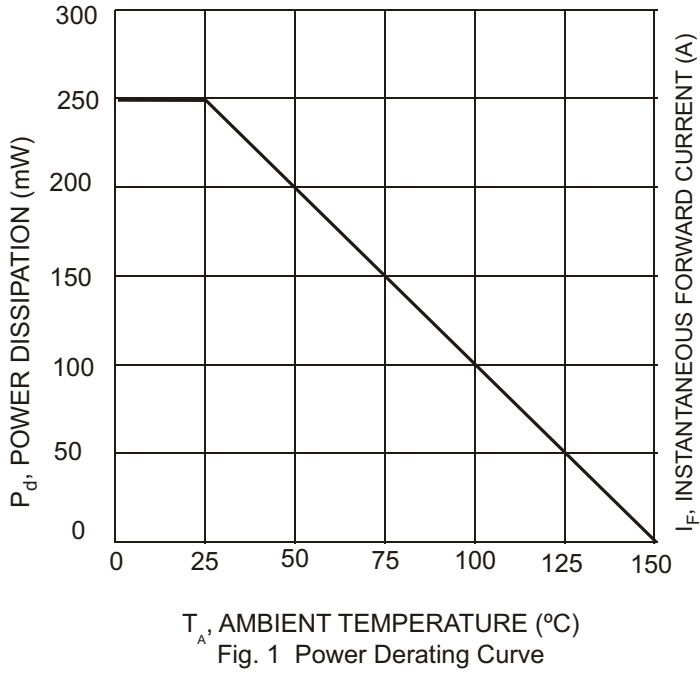
Maximum Ratings @ $T_A = 25^\circ\text{C}$ unless otherwise specified

Characteristic	Symbol	BAV19W	BAV20W	BAV21W	Unit
Non-Repetitive Peak Reverse Voltage	V_{RM}	120	200	250	V
Peak Repetitive Reverse Voltage	V_{RRM}	100	150	200	V
Working Peak Reverse Voltage	V_{RWM}				
DC Blocking Voltage	V_R				
RMS Reverse Voltage	$V_{R(RMS)}$	71	106	141	V
Forward Continuous Current	I_{FM}	400			mA
Average Rectified Output Current	I_O	200			mA
Non-Repetitive Peak Forward Surge Current @ $t = 1.0\text{ms}$ @ $t = 1.0\text{s}$	I_{FSM}	2.5 0.5			A
Repetitive Peak Forward Surge Current	I_{FRM}	625			mA
Power Dissipation (Note 2)	P_d	250			mW
Thermal Resistance Junction to Ambient Air (Note 2)	$R_{\theta JA}$	500			$^\circ\text{C/W}$
Operating and Storage Temperature Range	T_J, T_{STG}	-65 to +150			$^\circ\text{C}$

Electrical Characteristics @ $T_A = 25^\circ\text{C}$ unless otherwise specified

Characteristic	Symbol	Min	Max	Unit	Test Condition
Reverse Breakdown Voltage (Note 1)	$V_{(BR)R}$	120 200 250	—	V	$I_R = 100\mu\text{A}$
Forward Voltage (Note 1)	V_{FM}	—	1.0 1.25	V	$I_F = 100\text{mA}$ $I_F = 200\text{mA}$
Peak Reverse Current @ Rated DC Blocking Voltage (Note 1)	I_{RM}	—	100 15	nA μA	$T_J = 25^\circ\text{C}$ $T_J = 100^\circ\text{C}$
Total Capacitance	C_T	—	5.0	pF	$V_R = 0, f = 1.0\text{MHz}$
Reverse Recovery Time	t_{rr}	—	50	ns	$I_F = I_R = 30\text{mA}$, $t_{rr} = 0.1 \times I_R, R_L = 100\Omega$

- Notes:
1. Short duration pulse test used to minimize self-heating effect.
 2. Part mounted on FR-4 PC board with minimum recommended pad layout, which can be found on our website at <http://www.diodes.com/datasheets/ap02001.pdf>.



Ordering Information (Note 3)

Device	Packaging	Shipping
BAV19W-7	SOD-123	3000/Tape & Reel
BAV20W-7	SOD-123	3000/Tape & Reel
BAV21W-7	SOD-123	3000/Tape & Reel

- Notes:
- For Packaging Details, go to our website at <http://www.diodes.com/datasheets/ap02007.pdf>.
 - For Lead Free version (with Lead Free terminal finish) part number, please add "-F" suffix to part number above.
Example: BAV21W-7-F.

Marking Information



XX = Product Type Marking Code
 YM = Date Code Marking
 Y = Year (ex: N = 2002)
 M = Month (ex: 9 = September)

Date Code Key

Year	1998	1999	2000	2001	2002	2003	2004	2005	2006	2007	2008	2009
Code	J	K	L	M	N	P	R	S	T	U	V	W

Month	Jan	Feb	March	Apr	May	Jun	Jul	Aug	Sep	Oct	Nov	Dec
Code	1	2	3	4	5	6	7	8	9	O	N	D