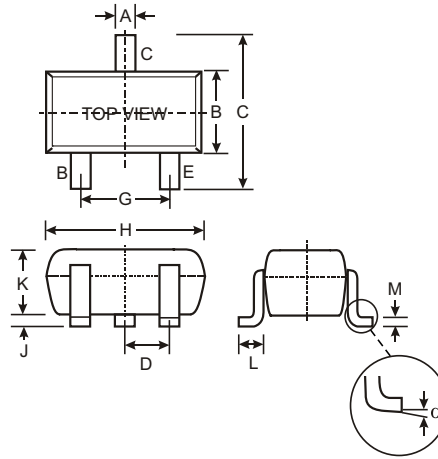


Features

- Epitaxial Die Construction
- Complementary NPN Types Available (BC847AT, BT, CT)
- Ultra-Small Surface Mount Package
- Also Available in Lead Free Version

Mechanical Data

- Case: SOT-523, Molded Plastic
- Case material - UL Flammability Rating Classification 94V-0
- Moisture sensitivity: Level 1 per J-STD-020A
- Terminals: Solderable per MIL-STD-202, Method 208
- Also Available in Lead Free Plating (Matte Tin Finish). Please see Ordering Information, Note 4, on Page 2
- Terminal Connections: See Diagram
- Weight: 0.002 grams (approx.)
- Marking Codes (See Table Below & Diagrams on Page 2)
- Ordering & Date Code Information: See Page 2



SOT-523			
Dim	Min	Max	Typ
A	0.15	0.30	0.22
B	0.75	0.85	0.80
C	1.45	1.75	1.60
D	—	—	0.50
G	0.90	1.10	1.00
H	1.50	1.70	1.60
J	0.00	0.10	0.05
K	0.60	0.80	0.75
L	0.10	0.30	0.22
M	0.10	0.20	0.12
N	0.45	0.65	0.50
α	0°	8°	—
All Dimensions in mm			

Type	Marking
BC857AT	3V
BC857BT	3W
BC857CT	3G

Maximum Ratings @ T_A = 25°C unless otherwise specified

Characteristic	Symbol	Value	Unit
Collector-Base Voltage	V _{CBO}	-50	V
Collector-Emitter Voltage	V _{CEO}	-45	V
Emitter-Base Voltage	V _{EBO}	-5.0	V
Collector Current	I _C	-100	mA
Power Dissipation (Note 1)	P _d	150	mW
Thermal Resistance, Junction to Ambient (Note 1)	R _{θJA}	833	°C/W
Operating and Storage Temperature Range	T _J , T _{STG}	-55 to +150	°C

Notes: 1. Device mounted on FR-4 PCB, 1 inch x 0.85 inch x 0.062 inch; pad layout as shown on Diodes Inc. suggested pad layout document AP02001, which can be found on our website at <http://www.diodes.com/datasheets/ap02001.pdf>.

Electrical Characteristics @ T_A = 25°C unless otherwise specified

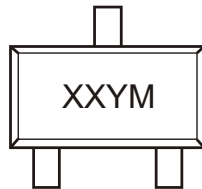
Characteristic	Symbol	Min	Typ	Max	Unit	Test Condition
Collector-Base Breakdown Voltage (Note 2)	V _{(BR)CBO}	-50	—	—	V	I _C = 10μA, I _B = 0
Collector-Emitter Breakdown Voltage (Note 2)	V _{(BR)CEO}	-45	—	—	V	I _C = 10mA, I _B = 0
Emitter-Base Breakdown Voltage (Note 2)	V _{(BR)EBO}	-5	—	—	V	I _E = 1μA, I _C = 0
DC Current Gain (Note 2)	Current Gain A B C h _{FE}	125 220 420	— 290 520	250 475 800	—	V _{CE} = -5.0V, I _C = -2.0mA
Collector-Emitter Saturation Voltage (Note 2)	V _{CE(SAT)}	—	—	-300 -650	mV	I _C = -10mA, I _B = -0.5mA I _C = -100mA, I _B = -5.0mA
Base-Emitter Saturation Voltage (Note 2)	V _{BE(SAT)}	—	-700 -900	—	mV	I _C = -10mA, I _B = -0.5mA I _C = -100mA, I _B = -5.0mA
Base-Emitter Voltage (Note 2)	V _{BE(ON)}	-600 —	—	-750 -820	mV	V _{CE} = -5.0V, I _C = -2.0mA V _{CE} = -5.0V, I _C = -10mA
Collector-Cutoff Current (Note 2)	I _{CBO}	—	—	-15 -4.0	NA μA	V _{CB} = -30V V _{CB} = -30V, T _A = 150°C
Gain Bandwidth Product	f _T	100	—	—	MHz	V _{CE} = -5.0V, I _C = -10mA, f = 100MHz
Output Capacitance	C _{OB}	—	—	4.5	pF	V _{CB} = -10V, f = 1.0MHz
Noise Figure	NF	—	—	10	dB	I _C = -0.2mA, V _{CE} = -5.0Vdc, R _S = 2.0KΩ, f = 1.0KHz, BW = 200Hz

Ordering Information (Note 3)

Device	Packaging	Shipping
BC857AT-7	SOT-523	3000/Tape & Reel
BC857BT-7	SOT-523	3000/Tape & Reel
BC857CT-7	SOT-523	3000/Tape & Reel

- Notes:
- Short duration pulse test used to minimize self-heating effect.
 - For Packaging Details: go to our website at <http://www.diodes.com/datasheets/ap02007.pdf>.
 - For Lead Free version (with Lead Free terminal finish) part number, please add "-F" suffix to part number above.
Example: BC857CT-7-F.

Marking Information

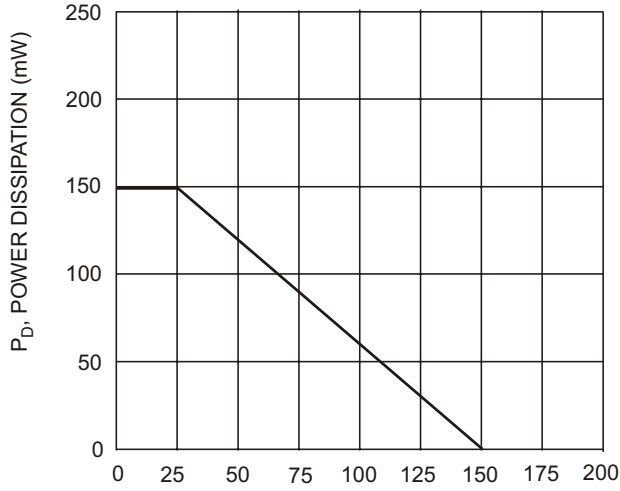


XX = Product Type Marking Code (See Page 1), e.g. 3V = BC857AT
 YM = Date Code Marking
 Y = Year (ex: N = 2002)
 M = Month (ex: 9 = September)

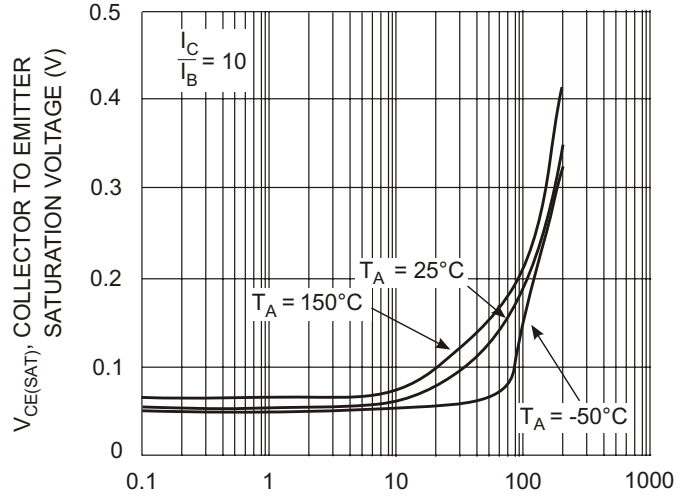
Date Code Key

Year	1998	1999	2000	2001	2002	2003	2004	2005	2006	2007	2008	2009
Code	J	K	L	M	N	P	R	S	T	U	V	W

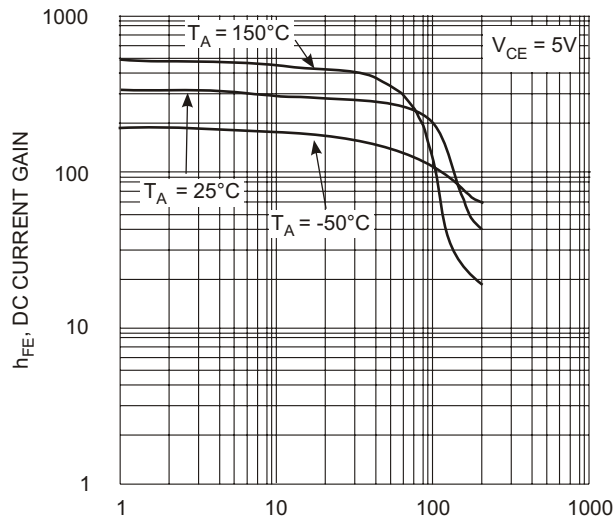
Month	Jan	Feb	March	Apr	May	Jun	Jul	Aug	Sep	Oct	Nov	Dec
Code	1	2	3	4	5	6	7	8	9	O	N	D



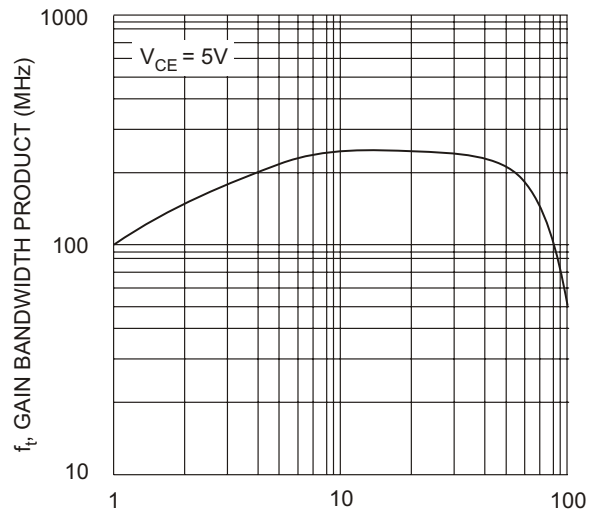
T_A , AMBIENT TEMPERATURE ($^{\circ}C$)
Fig. 1, Max Power Dissipation vs Ambient Temperature



I_C , COLLECTOR CURRENT (mA)
Fig. 2 Collector Emitter Saturation Voltage vs. Collector Current



I_C , COLLECTOR CURRENT (mA)
Fig. 3, DC Current Gain vs. Collector Current



I_C , COLLECTOR CURRENT (mA)
Fig. 4, Gain Bandwidth Product vs Collector Current