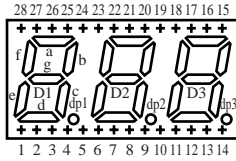


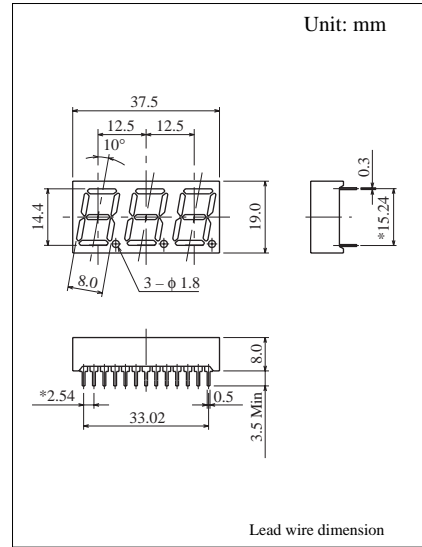
## 3 Digit 14.4mm (.6") Series

Conventional Part No.	Global Part No.	Lighting Color
LN536RAMR	LN236AA01	Amber
LN536RKMR	LNM236KA01	Amber
LN536GAMG	LNM336AA01	Orange
LN536GKMG	LNM336KA01	Orange

### Terminal Connection



Pin No.	Assignment	Assignment
1	Cathode e1	Anode e1
2	Cathode d1	Anode d1
3	Common Anode D1	Common Cathode D1
4	Cathode c1	Anode c1
5	Cathode dp1	Anode dp1
6	Cathode e2	Anode e2
7	Cathode d2	Anode d2
8	Cathode e2	Anode e2
9	Cathode dp2	Anode dp2
10	Cathode e3	Anode e3
11	Cathode d3	Anode d3
12	Cathode g3	Anode g3
13	Cathode c3	Anode c3
14	Cathode dp3	Anode dp3
15	Cathode b3	Anode b3
16	Cathode a3	Anode a3
17	Cathode f3	Anode f3
18	Common Anode D3	Common Cathode D3
19	Common Anode D2	Common Cathode D2
20	Cathode b2	Anode b2
21	Cathode a2	Anode a2
22	Cathode g2	Anode g2
23	Cathode f2	Anode f2
24	Cathode b1	Anode b2
25	Cathode a1	Anode a1
26	Common Anode D1	Common Cathode D1
27	Cathode f1	Anode f1
28	Cathode g1	Anode g1



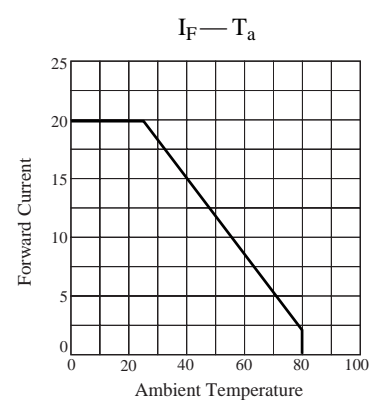
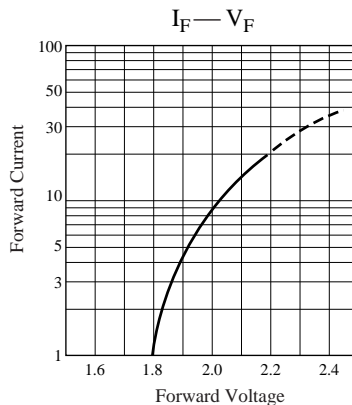
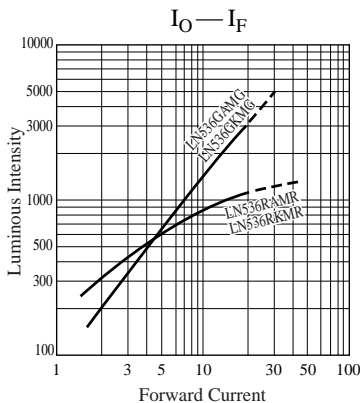
### Absolute Maximum Ratings ( $T_a = 25^\circ\text{C}$ )

Lighting Color	$P_D$ (mW)	$I_F$ (mA)	$I_{FP}$ (mA)*	$V_R$ (V)	$T_{opr}$ ( $^\circ\text{C}$ )	$T_{stg}$ ( $^\circ\text{C}$ )
Red	50	20	100	5	-25 ~ +80	-30 ~ +85
Green	50	20	100	5	-25 ~ +80	-30 ~ +85

Pulse width 1 msec. The condition of  $I_{FP}$  is duty 10%, Pulse width 1 msec

### Electro-Optical Characteristics ( $T_a = 25^\circ\text{C}$ )

Conventional Part No.	Lighting Color	Common	$I_O$		$I_O/d.p$	$I_F$	$V_F$		$\lambda_p$	$\Delta\lambda$	$I_F$	$I_R$	
			Typ	Min			Typ	Typ				Max	Max
LN533RAMR	Red	Anode	600	250	250	5	2.2	2.8	700	100	20	10	5
LN533RKMR	Red	Cathode	600	250	250	5	2.2	2.8	700	100	20	10	5
LN533GAMG	Green	Anode	1500	600	500	10	2.2	2.8	565	30	20	10	5
LN533GKMG	Green	Cathode	1500	600	500	10	2.2	2.8	565	30	20	10	5
Unit	—	—	$\mu\text{cd}$	$\mu\text{cd}$	$\mu\text{cd}$	mA	V	V	nm	nm	mA	$\mu\text{A}$	V



## Request for your special attention and precautions in using the technical information and semiconductors described in this material

- (1) An export permit needs to be obtained from the competent authorities of the Japanese Government if any of the products or technologies described in this material and controlled under the "Foreign Exchange and Foreign Trade Law" is to be exported or taken out of Japan.
- (2) The technical information described in this material is limited to showing representative characteristics and applied circuit examples of the products. It does not constitute the warranting of industrial property, the granting of relative rights, or the granting of any license.
- (3) The products described in this material are intended to be used for standard applications or general electronic equipment (such as office equipment, communications equipment, measuring instruments and household appliances).  
Consult our sales staff in advance for information on the following applications:
  - Special applications (such as for airplanes, aerospace, automobiles, traffic control equipment, combustion equipment, life support systems and safety devices) in which exceptional quality and reliability are required, or if the failure or malfunction of the products may directly jeopardize life or harm the human body.
  - Any applications other than the standard applications intended.
- (4) The products and product specifications described in this material are subject to change without notice for reasons of modification and/or improvement. At the final stage of your design, purchasing, or use of the products, therefore, ask for the most up-to-date Product Standards in advance to make sure that the latest specifications satisfy your requirements.
- (5) When designing your equipment, comply with the guaranteed values, in particular those of maximum rating, the range of operating power supply voltage and heat radiation characteristics. Otherwise, we will not be liable for any defect which may arise later in your equipment.  
Even when the products are used within the guaranteed values, redundant design is recommended, so that such equipment may not violate relevant laws or regulations because of the function of our products.
- (6) When using products for which dry packing is required, observe the conditions (including shelf life and after-unpacking standby time) agreed upon when specification sheets are individually exchanged.
- (7) No part of this material may be reprinted or reproduced by any means without written permission from our company.

## Please read the following notes before using the datasheets

- A. These materials are intended as a reference to assist customers with the selection of Panasonic semiconductor products best suited to their applications.  
Due to modification or other reasons, any information contained in this material, such as available product types, technical data, and so on, is subject to change without notice.  
Customers are advised to contact our semiconductor sales office and obtain the latest information before starting precise technical research and/or purchasing activities.
- B. Panasonic is endeavoring to continually improve the quality and reliability of these materials but there is always the possibility that further rectifications will be required in the future. Therefore, Panasonic will not assume any liability for any damages arising from any errors etc. that may appear in this material.
- C. These materials are solely intended for a customer's individual use.  
Therefore, without the prior written approval of Panasonic, any other use such as reproducing, selling, or distributing this material to a third party, via the Internet or in any other way, is prohibited.