AR2500 - AR2512

AUTOMOTIVE RECTIFIER DIODES

PRV : 50 - 1200 Volts
Io : 25 Amperes

FEATURES :
* High current capability
* High surge current capability
* High reliability
* Low reverse current
* Low forward voltage drop

MECHANICAL DATA :
* Case : Molded plastic
* Epoxy : UL94V-O rate flame retardant
* Terminals : Terminal are readily solderable
* Polarity : Cathode polarity band
* Mounting position : Any
* Weight : 1.84 grams

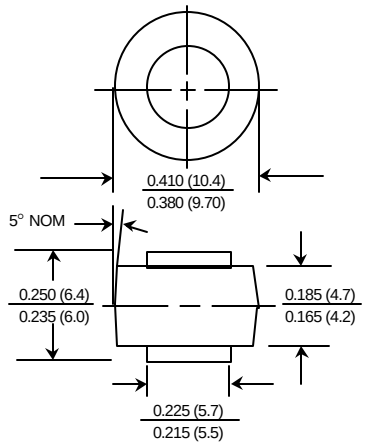

Dimensions in inches and (millimeter)

MAXIMUM RATINGS AND ELECTRICAL CHARACTERISTICS

Rating at 25 °C ambient temperature unless otherwise specified.
Single phase, half wave, 60 Hz, resistive or inductive load.
For capacitive load, derate current by 20%.

RATING	SYMBOL	AR 2500	AR 2501	AR 2502	AR 2504	AR 2506	AR 2508	AR 2510	AR 2512	UNIT
Maximum Repetitive Peak Reverse Voltage	V_{RRM}	50	100	200	400	600	800	1000	1200	Volts
Maximum RMS Voltage	V_{RMS}	35	70	140	280	420	560	700	840	Volts
Maximum DC Blocking Voltage	V_{DC}	50	100	200	400	600	800	1000	1200	Volts
Average Rectified Forward Current Tc = 150°C	$I_{F(AV)}$	25								Amps.
Peak Forward Surge Current Single half sine wave superimposed on rated load (JEDEC Method)	I_{FSM}	400								Amps.
Maximum Forward Voltage at I_F = 25 Amps.	V_F	1.0								Volts
Maximum DC Reverse Current Ta = 25 °C	I_R	5.0								µA
at rated DC Blocking Voltage Ta = 100 °C	$I_{R(H)}$	1.0								mA
Thermal Resistance (Note 1)	RθJC	0.8								°C/W
Junction Temperature Range	T_J	- 65 to + 175								°C
Storage Temperature Range	T_{STG}	- 65 to + 175								°C
Marking Code										

Note : (1) Thermal resistance from junction to case. Single side cooled.

UPDATE : OCTOBER 19, 2000

RATING AND CHARACTERISTIC CURVES (AR2500 - AR2512)

FIG.1 - DERATING CURVE FOR OUTPUT RECTIFIED CURRENT

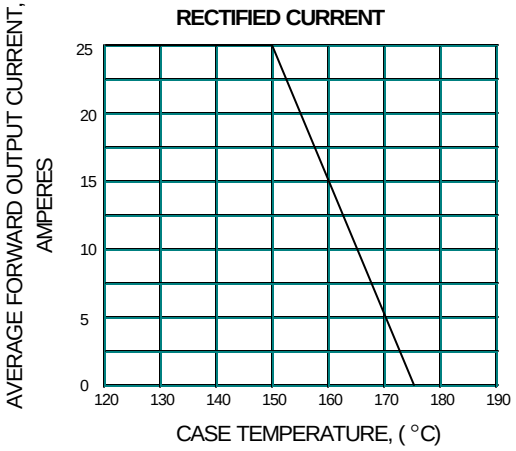

FIG.2 - MAXIMUM NON-REPETITIVE PEAK FORWARD SURGE CURRENT

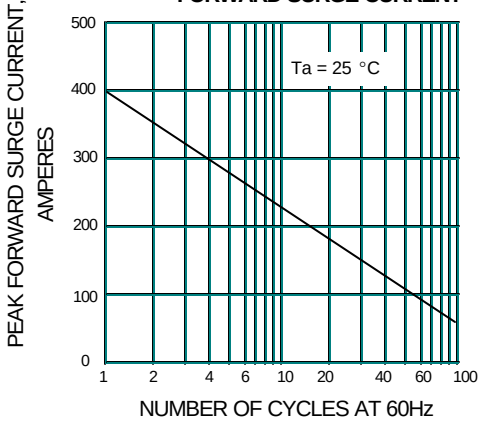

FIG.3 - TYPICAL FORWARD CHARACTERISTICS

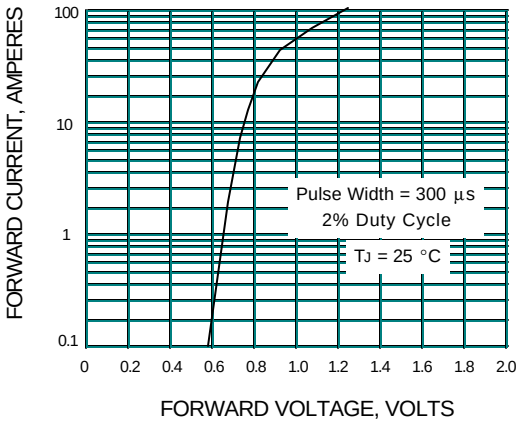
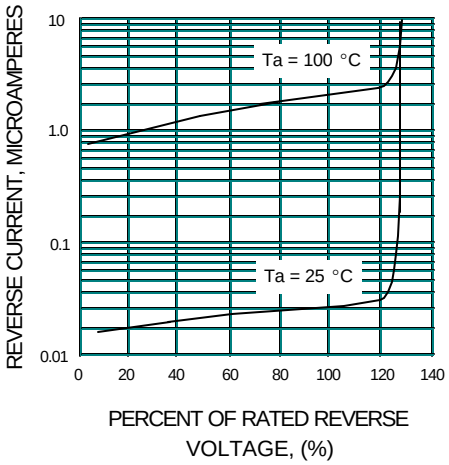
FIG.4 - TYPICAL REVERSE CHARACTERISTICS