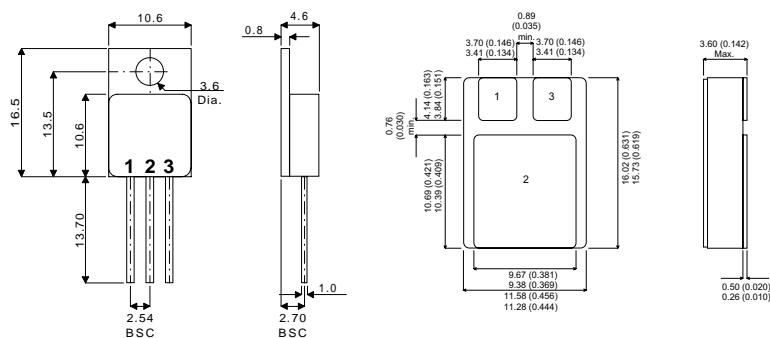


MECHANICAL DATA

Dimensions in mm



TO220 METAL

SMD1 CERAMIC SURFACE MOUNT

**HERMETICALLY SEALED
DUAL FAST RECOVERY
SILICON RECTIFIER
FOR HI-REL APPLICATIONS**

- STANDARD (COMMON CATHODE)
- COMMON ANODE
- SERIES CONNECTION

FEATURES

- HERMETIC TO220 METAL OR CERAMIC SURFACE MOUNT PACKAGE
- SCREENING OPTIONS AVAILABLE
- ALL LEADS ISOLATED FROM CASE
- VOLTAGE RANGE 300 TO 500V
- AVERAGE CURRENT 20A
- VERY LOW REVERSE RECOVERY TIME – $t_{rr} = 35ns$
- VERY LOW SWITCHING LOSSES

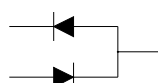
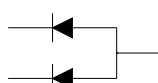
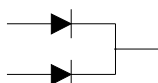
ELECTRICAL CONNECTIONS

Common Cathode Common Anode Series Connection

BYV34-xxxM

BYV34-xxxAM

BYV34-xxxRM



1 = A₁ Anode 1

2 = K Cathode

3 = A₂ Anode 2

1 = K₁ Cathode 1

2 = A Anode

3 = K₂ Cathode 2

1 = K₁ Cathode 1

2 = Centre Tap

3 = A₂ Anode

Applications include secondary rectification in high frequency switching power supplies.

ABSOLUTE MAXIMUM RATINGS ($T_{case} = 25^{\circ}C$ unless otherwise stated)		BYV34 -300M	BYV34 -400M	BYV34 -500M
V_{RRM}	Peak Repetitive Reverse Voltage	300V	400V	500V
V_{RWM}	Working Peak Reverse Voltage	300V	300V	400V
V_R	Continuous Reverse Voltage	300V	300V	400V
I_{FRM}	Repetitive Peak Forward Current $t_p = 10\mu s$		200A	
$I_{F(AV)}$	Average Forward Current $T_{case} = 70^{\circ}C$ (switching operation, $\delta = 0.5$, both diodes conducting)		20A	
I_{FSM}	Surge Non Repetitive Forward Current $t_p = 10 ms$		100A	
T_{stg}	Storage Temperature Range		-65 to 200°C	
T_j	Maximum Operating Junction Temperature		200°C	

ELECTRICAL CHARACTERISTICS (per Diode) ($T_{case} = 25^{\circ}C$ unless otherwise stated)

Parameter	Test Conditions	Min.	Typ.	Max.	Unit
I_R Reverse Current	$V_R = V_{RWM}$ $T_j = 25^{\circ}C$			50	μA
	$V_R = V_{RWM}$ $T_j = 100^{\circ}C$			0.6	mA
V_F * Forward Voltage	$I_F = 30A$ $T_C = 25^{\circ}C$			1.7	V
	$I_F = 10A$ $T_C = 100^{\circ}C$			1.05	
t_{rr} Reverse Recovery Time	$I_F = 1A$ $V_R = 30V$ $di / dt = 100A/\mu s$			50	ns
Q_{rr} Recovered Charge	$I_F = 2A$ $V_R = 30V$ $di / dt = 20A/\mu s$			50	nC
V_{Fp} Forward Recovery Overvoltage	$di / dt = 10A/\mu s$ $I_F = 10A$		2.5		V

* Pulse Test: $t_p \leq 300\mu s$, duty cycle $\leq 2\%$.

THERMAL CHARACTERISTICS (TO220 METAL CASE)

$R_{\theta JC} \dagger$ Thermal Resistance Junction – Case			1.6	$^{\circ}C/W$
--	--	--	-----	---------------

\dagger Both diodes conducting.