

# PG4933 THRU PG4937

## GLASS PASSIVATED JUNCTION FAST SWITCHING RECTIFIER VOLTAGE - 50 to 600 Volts CURRENT - 1.0 Ampere

### FEATURES

- High surge current capability
- Plastic package has Underwriters Laboratory Flammability Classification 94V-O Utilizing Flame Retardant Epoxy Molding Compound
- 1.0 ampere operation at  $T_A=55\text{ }^{\circ}\text{C}$  with no thermal runaway
- Fast switching for high efficiency
- Exceeds environmental standards of MIL-S-19500/228
- Glass passivated junction in DO-41 package

### MECHANICAL DATA

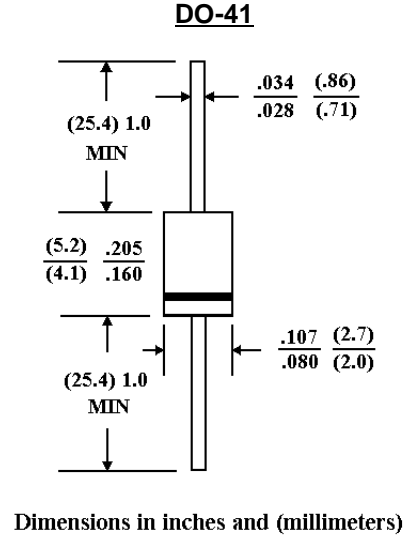
Case: Molded plastic, DO-41

Terminals: Axial leads, solderable per MIL-STD-202, Method 208

Polarity: Band denotes cathode

Mounting Position: Any

Weight: 0.012 ounce, 0.3 gram



### MAXIMUM RATINGS AND ELECTRICAL CHARACTERISTICS

Ratings at 25  $^{\circ}\text{C}$  ambient temperature unless otherwise specified.

Single phase, half wave, 60Hz, resistive or inductive load.

For capacitive load, derate current by 20%.

	PG4933	PG4934	PG4935	PG4936	PG4937	UNITS
Maximum Recurrent Peak Reverse Voltage	50	100	200	400	600	V
Maximum RMS Voltage	35	70	140	280	420	V
Maximum DC Blocking Voltage	50	100	200	400	600	V
Maximum Average Forward Rectified Current .375"(9.5mm) lead length at $T_A=55\text{ }^{\circ}\text{C}$	1.0					A
Peak Forward Surge Current 8.3ms single half sine wave superimposed on rated load(JEDEC method)	30					A
Maximum Forward Voltage at 1.0A	1.2					V
Maximum Reverse Current $T_a=25\text{ }^{\circ}\text{C}$	5.0					$\mu\text{g A}$
at Rated DC Blocking Voltage $T_a=100\text{ }^{\circ}\text{C}$	150					$\mu\text{g A}$
Typical Junction capacitance (Note 1) C <sub>J</sub>	12					pF
Typical Thermal Resistance (Note 3) R $\theta$ JKJA	67					$^{\circ}\text{C/W}$
Maximum Reverse Recovery Time(Note 2)	200					ns
Operating and Storage Temperature Range	-55 to +150					$^{\circ}\text{C}$

### NOTES:

1. Measured at 1 MHz and applied reverse voltage of 4.0 VDC
2. Reverse Recovery Test Conditions:  $I_F=.5\text{ A}$ ,  $I_R=1\text{ A}$ ,  $I_{rr}=.25\text{ A}$
3. Thermal resistance from junction to ambient at 0.375"(9.5mm) lead length P.C.B. mounted

# RATING AND CHARACTERISTIC CURVES

PG4933 THRU PG4937

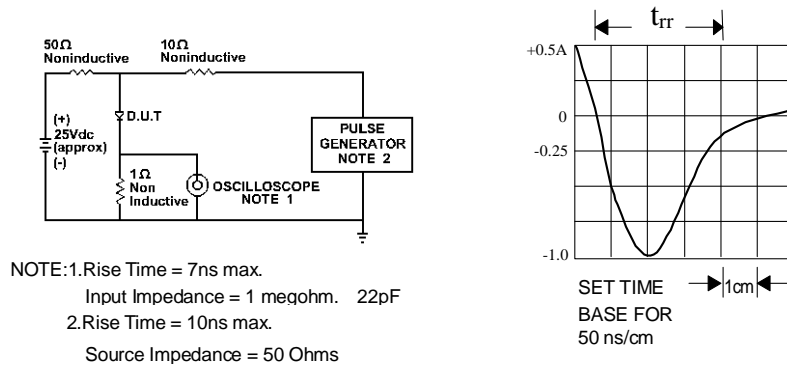
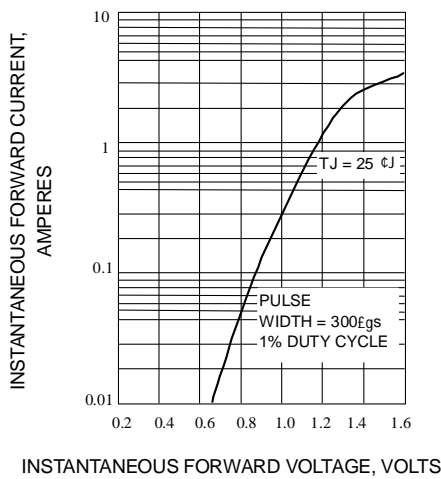


Fig. 1-REVERSE RECOVERY TIME CHARACTERISTIC AND TEST CIRCUIT DIAGRAM



INSTANTANEOUS FORWARD VOLTAGE, VOLTS

Fig. 2-TYPICAL INSTANTANEOUS FORWARD CHARACTERISTICS

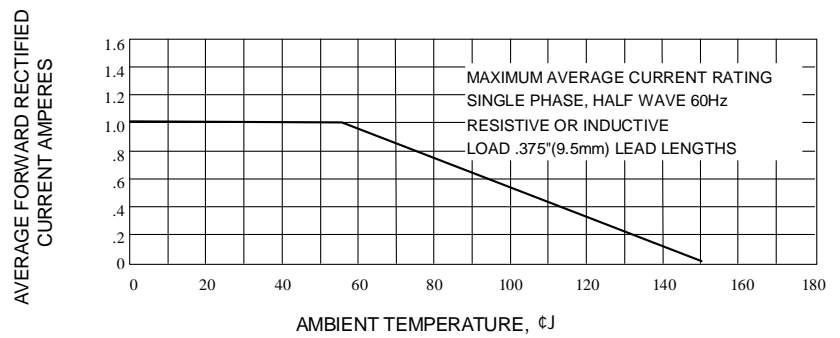


Fig. 3-FORWARD CURRENT DERATING CURVE

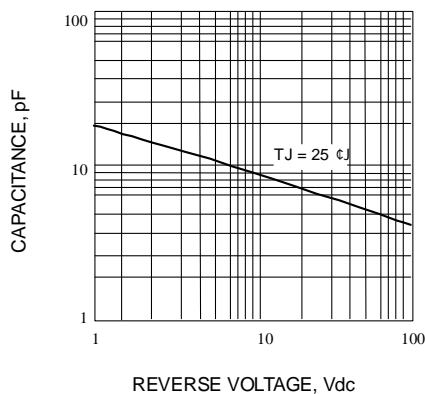


Fig. 4-TYPICAL JUNCTION CAPACITANCE

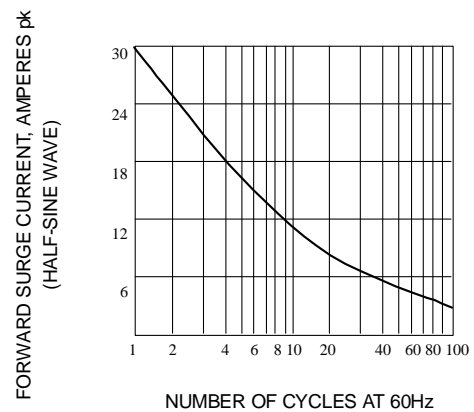


Fig. 5-PEAK FORWARD SURGE CURRENT