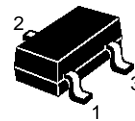


SMALL SIGNAL PNP TRANSISTORS

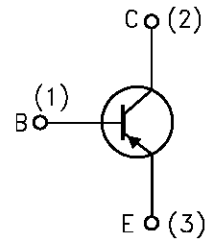
Type	Marking
SO2907	P05
SO2907A	P03

- SILICON EPITAXIAL PLANAR PNP TRANSISTORS
- MINIATURE PLASTIC PACKAGE FOR APPLICATION IN SURFACE MOUNTING CIRCUITS
- MEDIUM CURRENT AF AMPLIFICATION AND SWITCHING
- NPN COMPLEMENTS ARE RESPECTIVELY SO2907 AND SO2907A



SOT-23

INTERNAL SCHEMATIC DIAGRAM



SC08810

ABSOLUTE MAXIMUM RATINGS

Symbol	Parameter	Value		Unit
		SO2907	SO2907A	
V_{CE0}	Collector-Emitter Voltage ($V_{BE} = 0$)	-60	-60	V
V_{CEO}	Collector-Emitter Voltage ($I_B = 0$)	-40	-60	V
V_{EBO}	Emitter-Base Voltage ($I_C = 0$)	-5		V
I_{CM}	Collector Peak Current	-0.8		A
P_{tot}	Total Dissipation at $T_c = 25^\circ\text{C}$	350		mW
T_{stg}	Storage Temperature	-65 to 150		$^\circ\text{C}$
T_j	Max. Operating Junction Temperature	150		$^\circ\text{C}$

SO2907/SO2907A

THERMAL DATA

$R_{thj-amb}$ •	Thermal Resistance Junction-Ambient	Max	350	°C/W
R_{thj-SR} •	Thermal Resistance Junction-Substrate	Max	290	°C/W

• Mounted on a ceramic substrate area = 15 x 15 x 0.7 mm

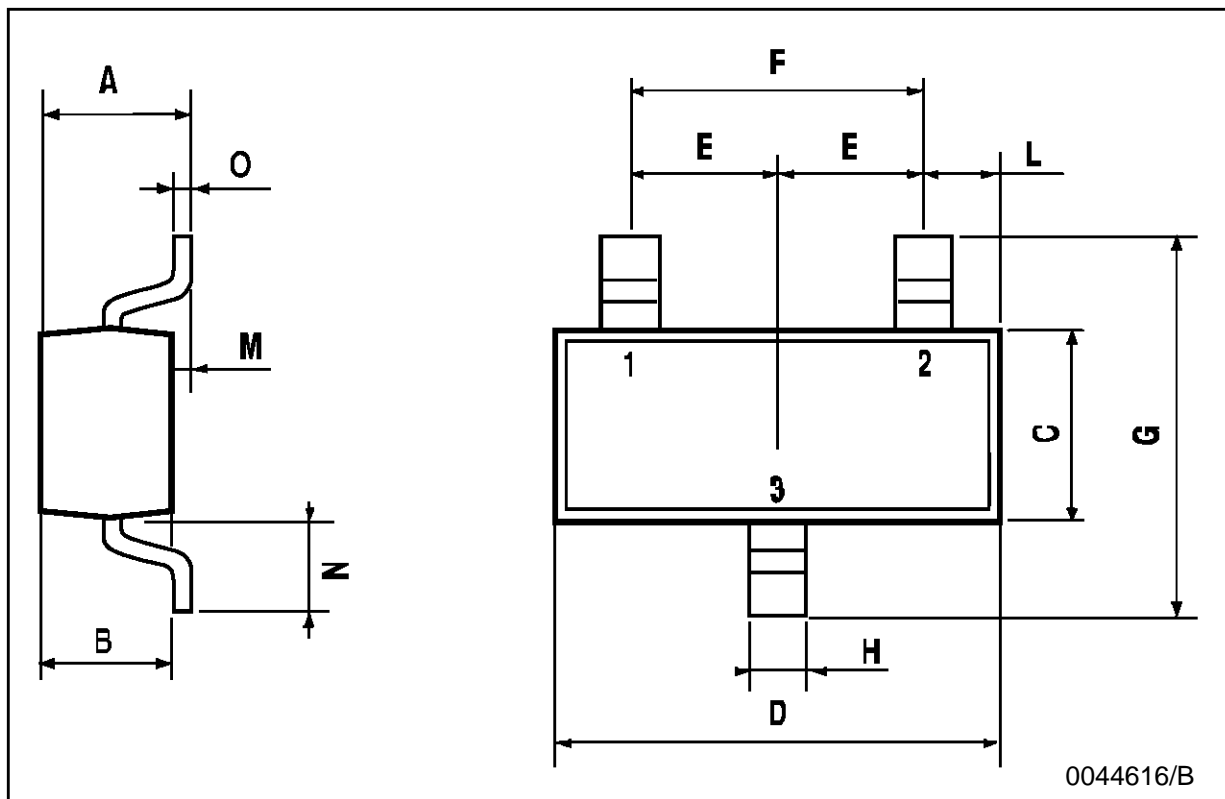
ELECTRICAL CHARACTERISTICS ($T_{case} = 25\text{ }^{\circ}\text{C}$ unless otherwise specified)

Symbol	Parameter	Test Conditions	Min.	Typ.	Max.	Unit
I_{CEX}	Collector Cut-off Current	$V_{CE} = -30\text{ V}$ $V_{BE} = -3\text{ V}$			-50	nA
I_{BEX}	Base Cut-off Current	$V_{CE} = -30\text{ V}$ $V_{BE} = -3\text{ V}$			-50	nA
I_{CBO}	Collector Cut-off Current ($I_E = 0$)	$V_{CB} = -50\text{ V}$ for SO2907 for SO2907A			-20 -10	nA nA
$V_{(BR)CEO}^*$	Collector-Emitter Breakdown Voltage ($I_B = 0$)	$I_C = -10\text{ mA}$ for SO2907 for SO2907A	-40 -60			V V
$V_{(BR)CBO}^*$	Collector-Base Breakdown Voltage ($I_B = 0$)	$I_C = -10\text{ }\mu\text{A}$	-60			V
$V_{(BR)EBO}$	Emitter-Base Breakdown Voltage ($I_C = 0$)	$I_E = -10\text{ }\mu\text{A}$	-5			V
$V_{CE(sat)}^*$	Collector-Emitter Saturation Voltage	$I_C = -150\text{ mA}$ $I_B = -15\text{ mA}$ $I_C = -500\text{ mA}$ $I_B = -50\text{ mA}$			-0.4 -1.6	V V
$V_{BE(sat)}^*$	Collector-Base Saturation Voltage	$I_C = -150\text{ mA}$ $I_B = -15\text{ mA}$ $I_C = -500\text{ mA}$ $I_B = -50\text{ mA}$			-1.3 -2.6	V V
h_{FE}^*	DC Current Gain	$I_C = -0.1\text{ mA}$ $V_{CE} = -10\text{ V}$ for SO2907 for SO2907A $I_C = -1\text{ mA}$ $V_{CE} = -10\text{ V}$ for SO2907 for SO2907A $I_C = -10\text{ mA}$ $V_{CE} = -10\text{ V}$ for SO2907 for SO2907A $I_C = -150\text{ mA}$ $V_{CE} = -10\text{ V}$	35 75 50 100 75 100 100		300	
f_T	Transition Frequency	$I_C = -50\text{ mA}$ $V_{CE} = -20\text{ V}$ $f = 100\text{ MHz}$	200			MHz
C_{CB}	Collector Base Capacitance	$I_E = 0$ $V_{CB} = -10\text{ V}$ $f = 1\text{ MHz}$			8	pF
C_{EB}	Emitter Base Capacitance	$I_C = 0$ $V_{EB} = -2\text{ V}$ $f = 1\text{ MHz}$			30	pF
t_d	Delay Time	$I_C = -150\text{ mA}$ $I_{B1} = -15\text{ mA}$			10	ns
t_r	Rise Time				40	ns
t_{on}	Switching On Time				45	ns
t_s	Storage Time		$I_C = -150\text{ mA}$ $I_{B1} = -I_{B2} = -15\text{ mA}$			80
t_f	Fall Time				30	ns
t_{off}	Switching Off Time				100	ns

* Pulsed: Pulse duration = 300 μs , duty cycle $\leq 2\%$

SOT-23 MECHANICAL DATA

DIM.	mm			mils		
	MIN.	TYP.	MAX.	MIN.	TYP.	MAX.
A	0.85		1.1	33.4		43.3
B	0.65		0.95	25.6		37.4
C	1.20		1.4	47.2		55.1
D	2.80		3	110.2		118
E	0.95		1.05	37.4		41.3
F	1.9		2.05	74.8		80.7
G	2.1		2.5	82.6		98.4
H	0.38		0.48	14.9		18.8
L	0.3		0.6	11.8		23.6
M	0		0.1	0		3.9
N	0.3		0.65	11.8		25.6
O	0.09		0.17	3.5		6.7



Information furnished is believed to be accurate and reliable. However, SGS-THOMSON Microelectronics assumes no responsibility for the consequences of use of such information nor for any infringement of patents or other rights of third parties which may result from its use. No license is granted by implication or otherwise under any patent or patent rights of SGS-THOMSON Microelectronics. Specifications mentioned in this publication are subject to change without notice. This publication supersedes and replaces all information previously supplied. SGS-THOMSON Microelectronics products are not authorized for use as critical components in life support devices or systems without express written approval of SGS-THOMSON Microelectronics.

© 1995 SGS-THOMSON Microelectronics - Printed in Italy - All Rights Reserved

SGS-THOMSON Microelectronics GROUP OF COMPANIES

Australia - Brazil - Canada - China - France - Germany - Hong Kong - Italy - Japan - Korea - Malaysia - Malta - Morocco - The Netherlands - Singapore - Spain - Sweden - Switzerland - Taiwan - Thailand - United Kingdom - U.S.A