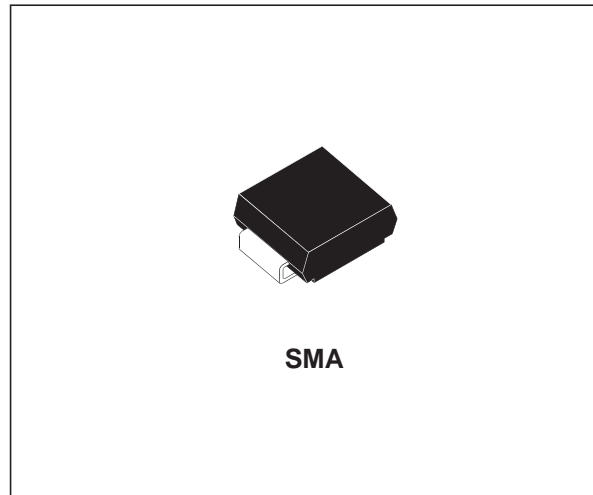


HIGH EFFICIENCY ULTRAFAST DIODE
MAIN PRODUCT CHARACTERISTICS

I_{F(AV)}	1A
V_{RRM}	200 V
T_j (max)	175 °C
V_F (max)	0.78 V
t_{rr} (max)	20 ns


FEATURES AND BENEFITS

- Very low conduction losses
- Negligible switching losses
- Low forward and reverse recovery times
- High junction temperature

DESCRIPTION

The STTH102A, which is using ST's new 200V planar technology, is specially suited for switching mode base drive & transistor circuits.

The device is also intended for use as a free wheeling diode in power supplies and other power switching applications.

ABSOLUTE RATINGS (limiting values)

Symbol	Parameter		Value	Unit
V _{RRM}	Repetitive peak reverse voltage		200	V
I _{F(AV)}	Average forward current	T _I = 148°C δ = 0.5	1	A
I _{FSM}	Surge non repetitive forward current	t _p = 10 ms Sinusoidal	40	A
T _{stg}	Storage temperature range		+ 175	°C
T _j	Maximum operating junction temperature		175	°C

THERMAL PARAMETERS

Symbol	Parameter	Maximum	Unit
R _{th(j-l)}	Junction to lead	30	°C/W

STATIC ELECTRICAL CHARACTERISTICS

Symbol	Parameter	Tests conditions		Min.	Typ.	Max.	Unit
I _R *	Reverse leakage current	T _j = 25°C	V _R = V _{RRM}			1	μA
		T _j = 125°C			1	25	
V _F *	Forward voltage drop	T _j = 25°C	I _F = 700 mA			0.90	
			I _F = 1 A			0.97	
		T _j = 125°C	I _F = 1 A		0.68	0.78	

Pulse test: * t_p = 5ms, δ < 2%

** t_p = 380μs, δ < 2%

To evaluate the maximum conduction losses use the following equation :

$$P = 0.65 \times I_{F(AV)} + 0.130 I_{F(RMS)}^2$$

DYNAMIC ELECTRICAL CHARACTERISTICS

Symbol	Parameter	Tests conditions		Min.	Typ.	Max.	Unit
t _{rr}	Reverse recovery time	T _j = 25°C	I _F = 0.5 A I _{rr} = 0.25 A I _R = 1A		12	20	ns
t _{fr}	Forward recovery time	T _j = 25°C	I _F = 1 A dI _F /dt = 50 A/μs V _{FR} = 1.1 x V _{Fmax}		50		ns
V _{FP}	Forward recovery voltage	T _j = 25°C	I _F = 1 A dI _F /dt = 50 A/μs		1.8		V

Fig. 1: Average forward power dissipation versus average forward current.

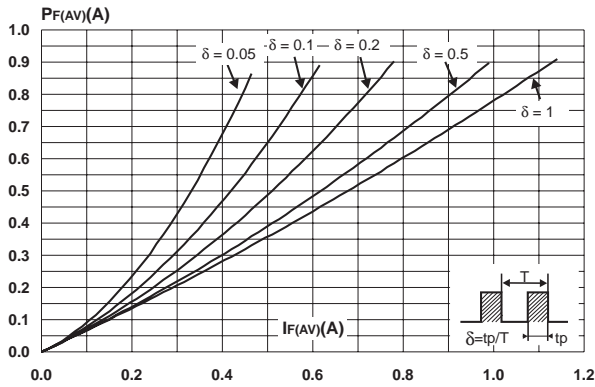


Fig. 2: Average forward current versus ambient temperature ($\delta = 0.5$).

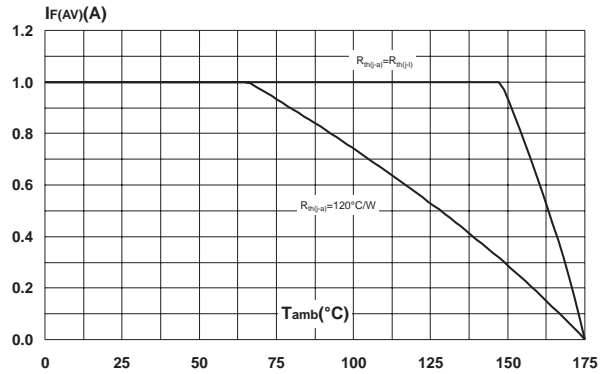


Fig. 3: Relative variation of thermal impedance junction ambient versus pulse duration (Printed circuit board epoxy FR4).

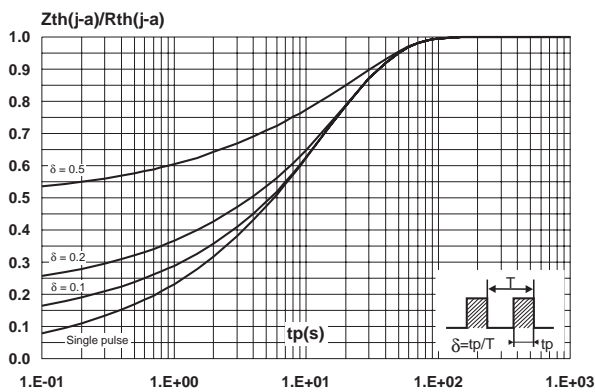


Fig. 4: Forward voltage drop versus forward current.

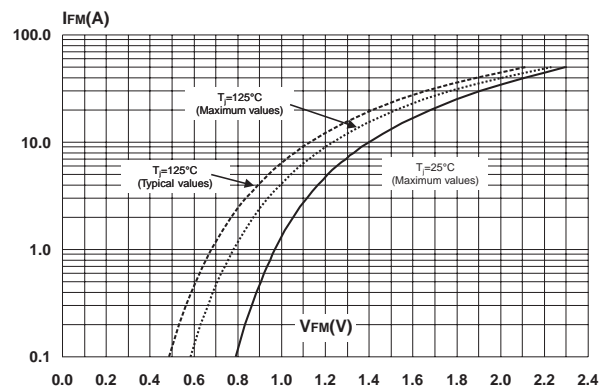


Fig. 5: Junction capacitance versus reverse voltage applied (typical values).

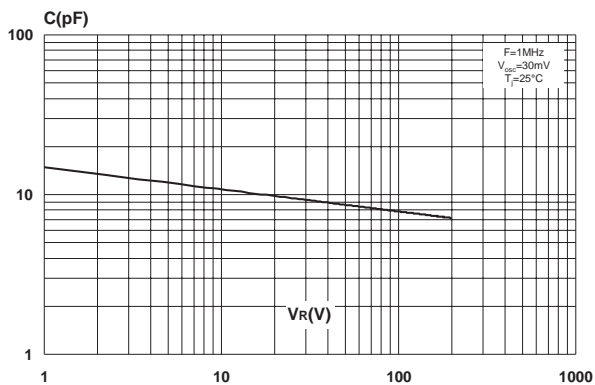


Fig. 6: Reverse recovery time versus di_F/dt (90% confidence).

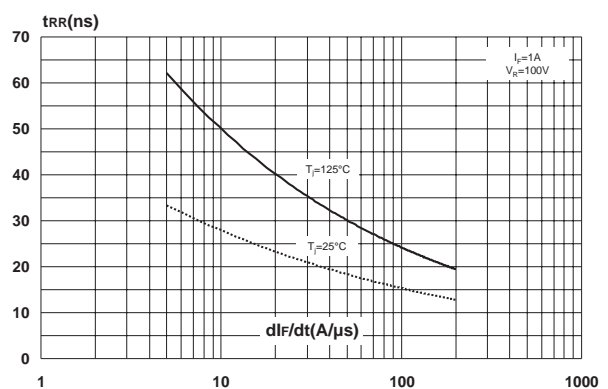


Fig. 7: Peak reverse recovery current versus dl_F/dt (90% confidence).

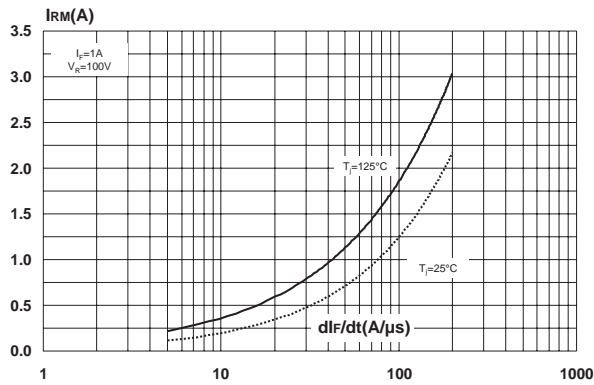


Fig. 8: Reverse recovery charges versus dl_F/dt (90% confidence).

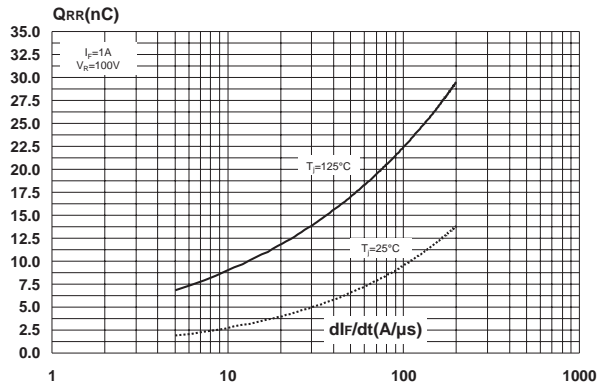


Fig. 9: Relative variations of dynamic parameters versus junction temperature.

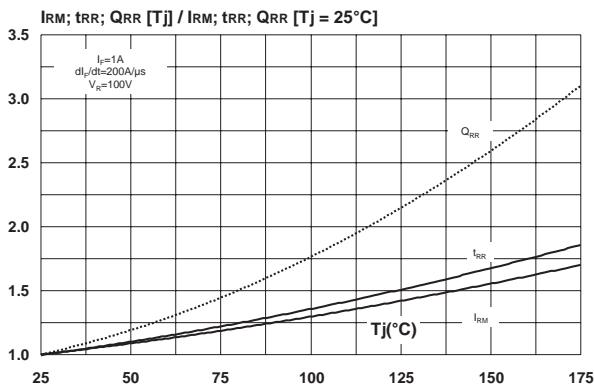
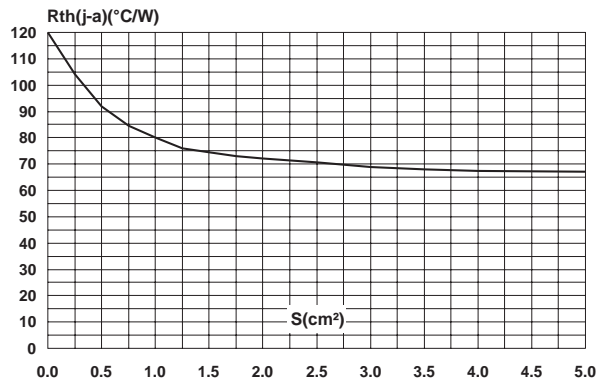


Fig. 10: Thermal resistance junction to ambient versus copper surface under each lead (epoxy FR4, $e = 35\mu m$).

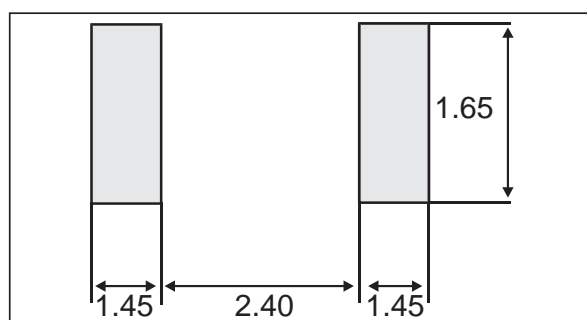


PACKAGE MECHANICAL DATA

SMA

REF.	DIMENSIONS			
	Millimeters		Inches	
	Min.	Max.	Min.	Max.
A1	1.90	2.70	0.075	0.106
A2	0.05	0.20	0.002	0.008
b	1.25	1.65	0.049	0.065
c	0.15	0.41	0.006	0.016
E	4.80	5.60	0.189	0.220
E1	3.95	4.60	0.156	0.181
D	2.25	2.95	0.089	0.116
L	0.75	1.60	0.030	0.063

FOOTPRINT



Ordering code	Marking	Package	Weight	Base qty	Delivery mode
STTH102A	U12	SMA	0.07 g	5000	Tape & reel

- Epoxy meets UL 94,V0

Information furnished is believed to be accurate and reliable. However, STMicroelectronics assumes no responsibility for the consequences of use of such information nor for any infringement of patents or other rights of third parties which may result from its use. No license is granted by implication or otherwise under any patent or patent rights of STMicroelectronics. Specifications mentioned in this publication are subject to change without notice. This publication supersedes and replaces all information previously supplied. STMicroelectronics products are not authorized for use as critical components in life support devices or systems without express written approval of STMicroelectronics.

The ST logo is a registered trademark of STMicroelectronics

© 2002 STMicroelectronics - Printed in Italy - All rights reserved.

STMicroelectronics GROUP OF COMPANIES

Australia - Brazil - Canada - China - Finland - France - Germany
 Hong Kong - India - Israel - Italy - Japan - Malaysia - Malta - Morocco - Singapore
 Spain - Sweden - Switzerland - United Kingdom - United States.

<http://www.st.com>