

DARLINGTON COMPLEMENTARY SILICON POWER TRANSISTORS

..designed for general-purpose amplifier and low speed switching applications

FEATURES:

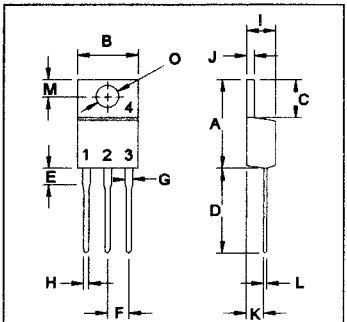
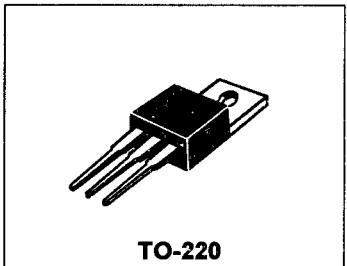
- * Collector-Emitter Sustaining Voltage-
 - $V_{CEO(SUS)}$ = 45 V (Min) - BDW93,BDW94
 - = 60 V (Min) - BDW93A,BDW94A
 - = 80 V (Min) - BDW93B,BDW94B
 - = 100 V (Min) - BDW93C,BDW94C
- * Collector-Emitter Saturation Voltage
 - $V_{CE(sat)}$ = 2.0 V (Max.) @ $I_C = 5.0$ A
- * Monolithic Construction with Built-in Base-Emitter Shunt Resistor

NPN	PNP
BDW93	BDW94
BDW93A	BDW94A
BDW93B	BDW94B
BDW93C	BDW94C

12 AMPERE
DARLINGTON
COMPLEMENTARY SILICON
POWER TRANSISTORS
45-100 VOLTS
80 WATTS

MAXIMUM RATINGS

Characteristic	Symbol	BDW93 BDW94	BDW93A BDW94A	BDW93B BDW94B	BDW93C BDW94C	Unit
Collector-Emitter Voltage	V_{CEO}	45	60	80	100	V
Collector-Base Voltage	V_{CBO}	45	60	80	100	V
Emitter-Base Voltage	V_{EBO}	5.0				V
Collector Current - Continuous	I_C	12				A
Peak	I_{CM}	15				
Base Current	I_B	0.2				A
Total Power Dissipation @ $T_C = 25^\circ\text{C}$ Derate above 25°C	P_D	80				W
		0.64				$\text{W}/^\circ\text{C}$
Operating and Storage Junction Temperature Range	T_J, T_{STG}	-65 to +150				$^\circ\text{C}$

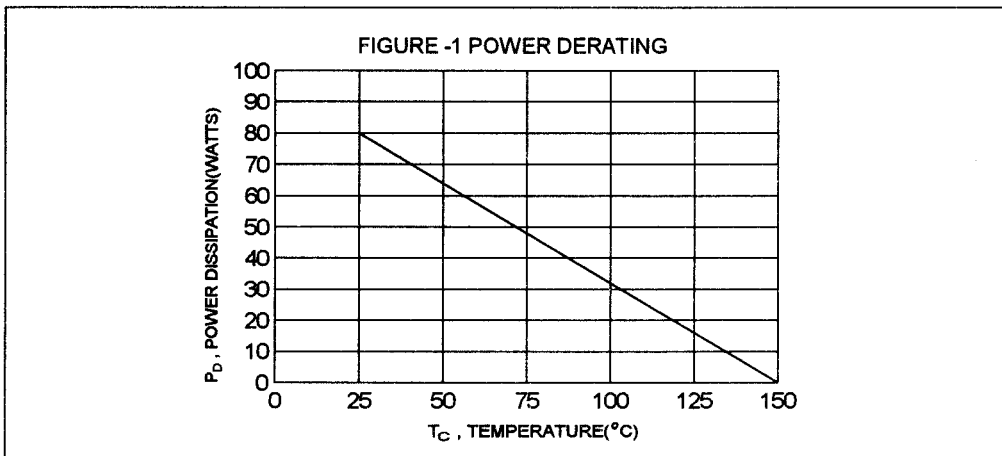


PIN 1.BASE
2.COLLECTOR
3.EMITTER
4.COLLECTOR(CASE)

THERMAL CHARACTERISTICS

Characteristic	Symbol	Max	Unit
Thermal Resistance Junction to Case	$R_{\theta jc}$	1.56	$^\circ\text{C}/\text{W}$

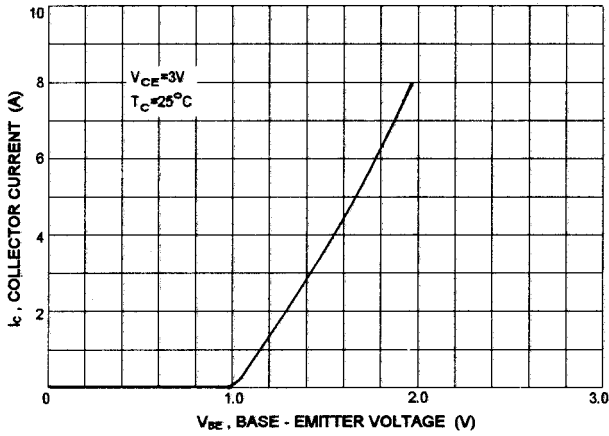
DIM	MILLIMETERS	
	MIN	MAX
A	14.68	15.31
B	9.78	10.42
C	5.01	6.52
D	13.06	14.62
E	3.57	4.07
F	2.42	3.66
G	1.12	1.36
H	0.72	0.96
I	4.22	4.98
J	1.14	1.38
K	2.20	2.97
L	0.33	0.55
M	2.48	2.98
O	3.70	3.90



BDW93,A,B,C NPN / BDW93,A,B,C PNP

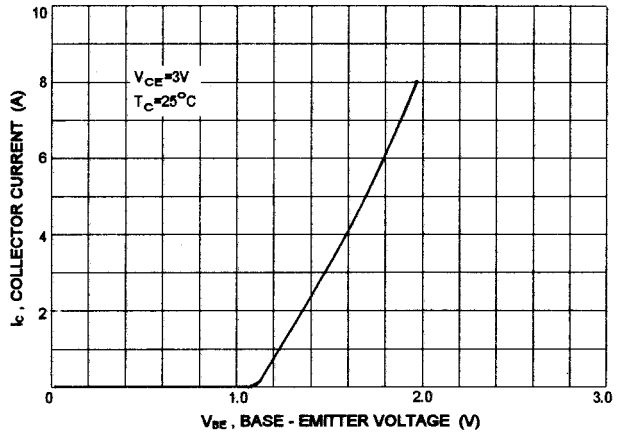
NPN BDW93,A,B,C

$I_c - V_{be}$

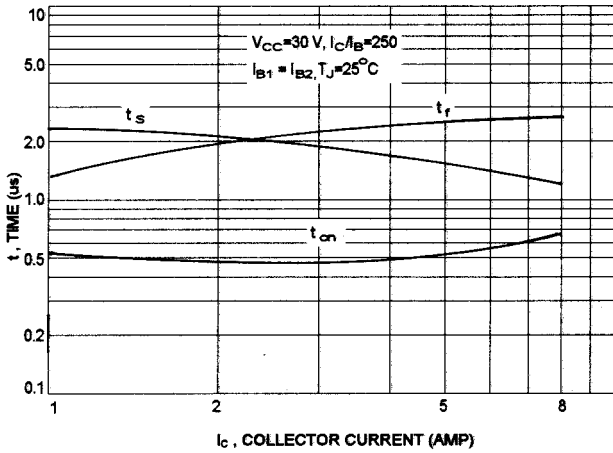


PNP BDW94,A,B,C

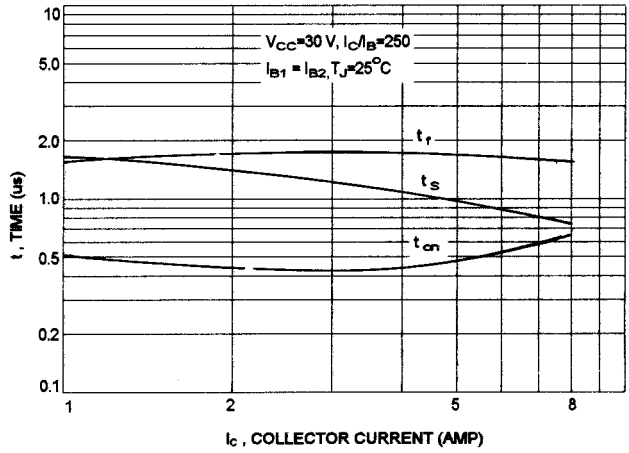
$I_c - V_{be}$



SWITCHING TIME

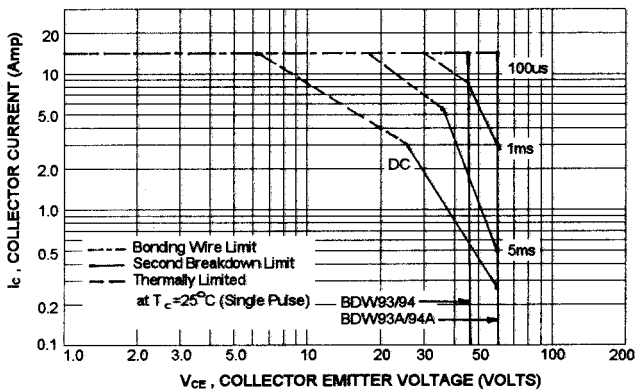


SWITCHING TIME



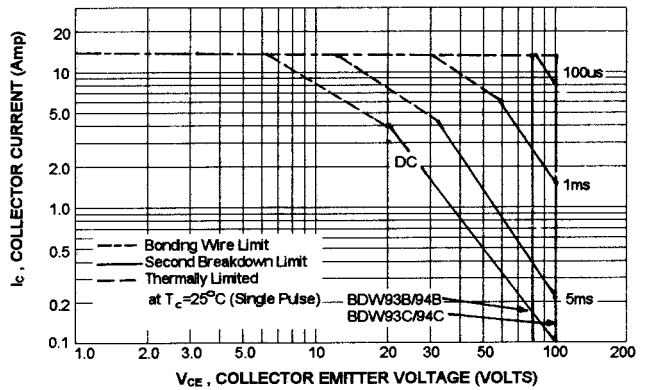
NPN BDW93,A / PNPBDW94,A

ACTIVE-REGION SAFE OPERATING AREA (SOA)



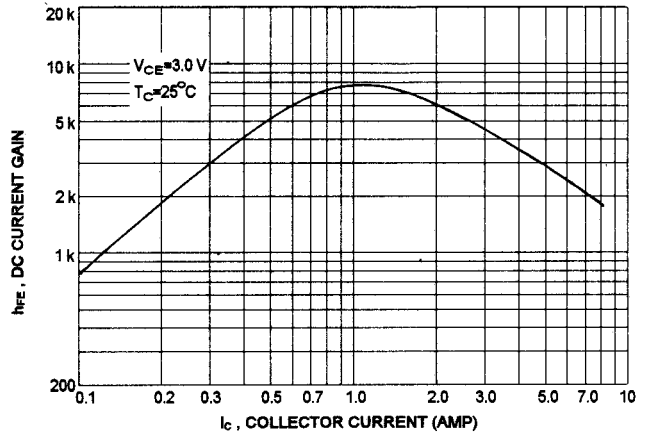
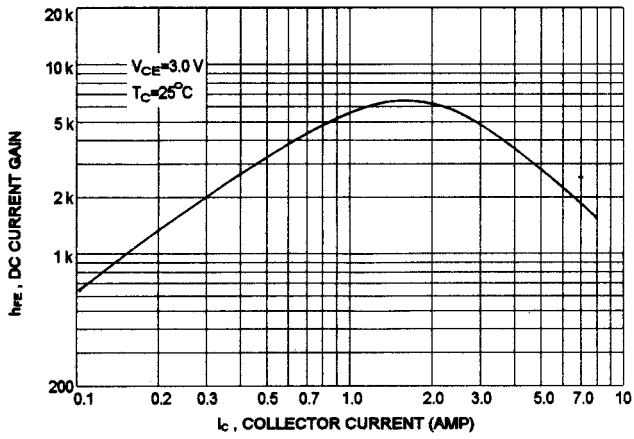
NPN BDW93B,C / PNP BDW94B,C

ACTIVE-REGION SAFE OPERATING AREA (SOA)



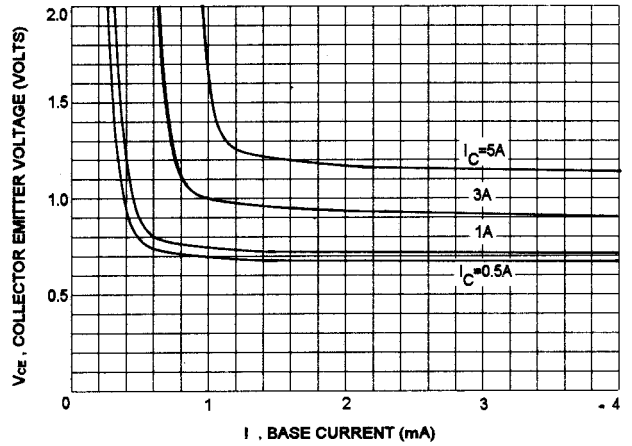
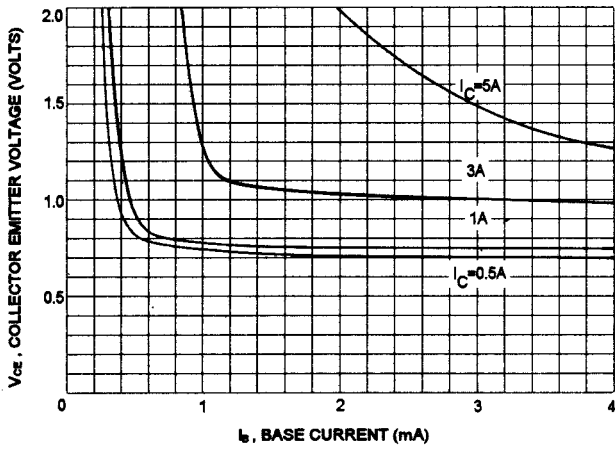
NPN BDW93,A,B,C
DC CURRENT GAIN

PNP BDW94,A,B,C
DC CURRENT GAIN



COLLECTOR SATURATION REGION

COLLECTOR SATURATION REGION



VCE(sat) - Ic

VCE(sat) - Ic

