



CHENYI ELECTRONICS

# 2W005 THRU 2W10

## SINGLE PHASE GLASS BRIDGE RECTIFIER

Voltage: 50 TO 1000V CURRENT:2.0A

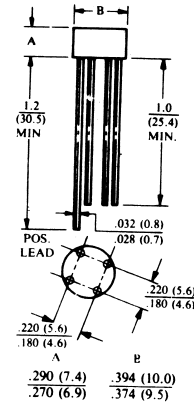
### FEATURES

- Ideal for printed circuit board
- Surge overload rating: 60A peak
- High case dielectric strength

### MECHANICAL DATA

- Terminal:** Plated leads solderable per MIL-STD 202E, method 208C
- Case:** UL-94 Class V-0 recognized Flame Retardant Epoxy
- Polarity:** Polarity symbol marked on body
- Mounting position:** any

### WOB



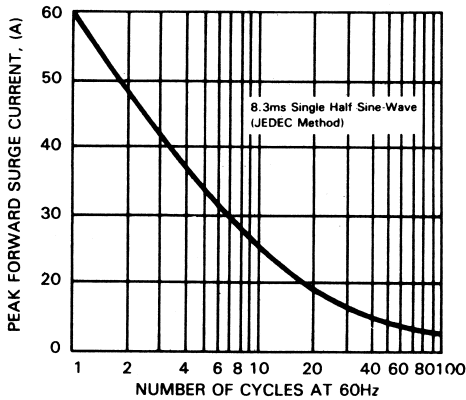
### MAXIMUM RATINGS AND ELECTRICAL CHARACTERISTICS

(Single-phase, half-wave, 60HZ, resistive or inductive load rating at 25 °C , unless otherwise stated, for capacitive load, derate current by 20%)

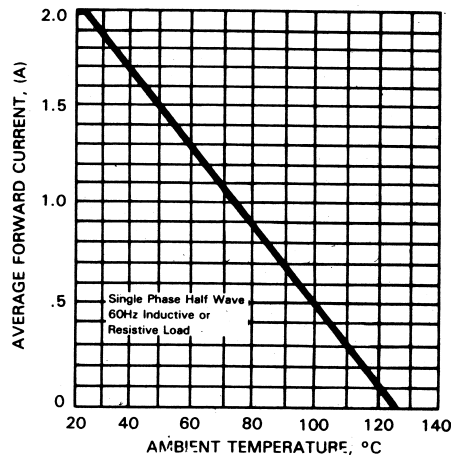
	SYMBOL	2W005	2W01	2W02	2W04	2W06	2W08	2W10	units
Maximum Recurrent Peak Reverse Voltage	V <sub>rrm</sub>	50	100	200	400	600	800	1000	V
Maximum RMS Voltage	V <sub>rms</sub>	35	70	140	280	420	560	700	V
Maximum DC blocking Voltage	V <sub>dc</sub>	50	100	200	400	600	800	1000	V
Maximum Average Forward Rectified current at Ta=25 °C	I <sub>f(av)</sub>	2.0							A
Peak Forward Surge Current 8.3ms single half sine-wave superimposed on rated load	I <sub>fsm</sub>	60							A
Maximum Instantaneous Forward Voltage at forward current 2.0A DC	V <sub>f</sub>	1.0							V
Maximum DC Reverse Voltage Ta=25 °C at rated DC blocking voltage Ta=100 °C	I <sub>r</sub>	10.0							μ A
		1.0							m A
Operating Temperature Range	T <sub>j</sub>	-55 to +125							°C
Storage and operation Junction Temperature	T <sub>stg</sub>	-55 to +150							°C

**RATINGS AND CHARACTERISTIC CURVES 2W005 THRU 2W10**

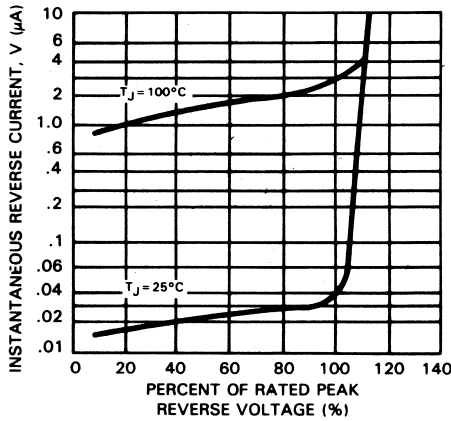
**FIG.1-MAXIMUM FORWARD SURGE CURRENT**



**FIG.2-TYPICAL FORWARD CURRENT DERATING CURVE**



**FIG.3-TYPICAL REVERSE CHARACTERISTICS**



**FIG.4-TYPICAL INSTANTANEOUS FORWARD CHARACTERISTICS**

