



CHENYI ELECTRONICS

GBU6A THRU GBU6M

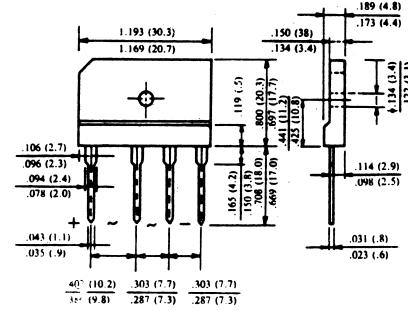
**SINGLE PHASE GLASS
PASSIVATED BRIDGE RECTIFIER**

Voltage: 50 TO 1000V CURRENT:6.0A

FEATURES

- Ideal for printed circuit board
- Reliable low cost construction utilizing molded plastic technique
- Surge overload rating: 250A peak

GBU



Dimensions in inches and (millimeters)

MECHANICAL DATA

- Terminal:** Plated leads solderable per MIL-STD 202E, method 208C
- Case:** UL-94 Class V-0 recognized Flame Retardant Epoxy
- Polarity:** Polarity symbol marked on body
- Mounting position:** any

MAXIMUM RATINGS AND ELECTRICAL CHARACTERISTICS

(Single-phase, half-wave, 60HZ, resistive or inductive load rating at 25 °C , unless otherwise stated, for capacitive load, derate current by 20%)

	SYMBOL	GBU 6A	GBU 6B	GBU 6D	GBU 6G	GBU 6J	GBU 6K	GBU 6M	units
Maximum Recurrent Peak Reverse Voltage	V _{rrm}	50	100	200	400	600	800	1000	V
Maximum RMS Voltage	V _{rms}	35	70	140	280	420	560	700	V
Maximum DC blocking Voltage	V _{dc}	50	100	200	400	600	800	1000	V
Maximum Average Forward Rectified current at Ta=50 °C	I _{f(av)}	6.0							A
Peak Forward Surge Current 8.3ms single half sine-wave superimposed on rated load	I _{fsm}	175							A
Maximum Instantaneous Forward Voltage at forward current 4.0A DC	V _f	1.1							V
Maximum DC Reverse Voltage Ta=25 °C	I _r	10.0							μ A
at rated DC blocking voltage Ta=100 °C		200							m A
Operating Temperature Range	T _j	-55 to +150							°C
Storage and operation Junction Temperature	T _{stg}	-55 to +150							°C

Note:

1.Measured at 1.0 MHz and applied reverse voltage of 4.0Vdc

RATINGS AND CHARACTERISTIC CURVES GBU6A THRU GBU6M

FIG.1-MAXIMUM NON-REPETITIVE FORWARD SURGE CURRENT

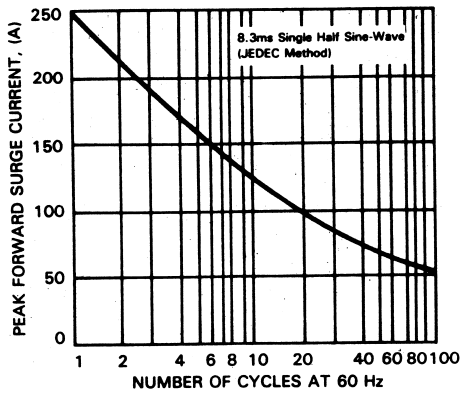


FIG.2-TYPICAL FORWARD CURRENT DERATING CURVE

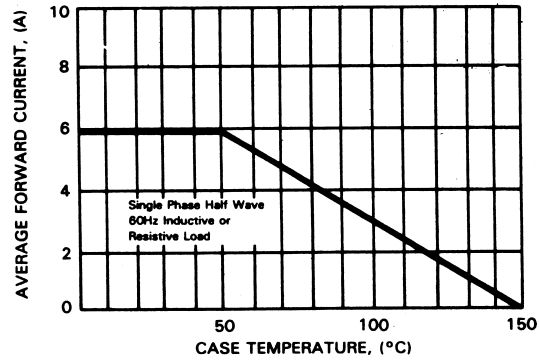


FIG.3-TYPICAL INSTANTANEOUS FORWARD CHARACTERISTICS

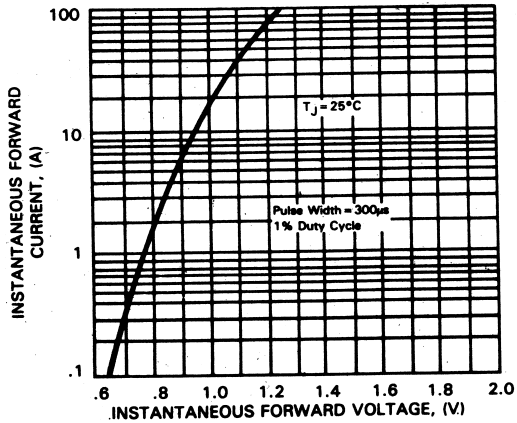


FIG.4-TYPICAL REVERSE CHARACTERISTICS

