



CHENYI ELECTRONICS

# KBPC15005 THRU KBPC1510

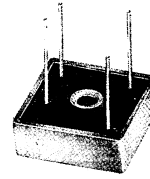

SINGLE PHASE SILICON  
BRIDGE RECTIFIER

Voltage: 50 TO 1000V CURRENT:15A

## FEATURES

- Surge overload rating: 300A peak
- High case dielectric strength
- 1/4" Universal faston terminal and  $\varnothing$ 40ml lead--wire available

## KBPC



## MECHANICAL DATA

- Polarity:** Polarity symbol marked on body
- Mounting :** Hole thru for #8 screw
- Case:** metal or plastic

## MAXIMUM RATINGS AND ELECTRICAL CHARACTERISTICS

(Single-phase, half-wave, 60HZ, resistive or inductive load rating at 25°C , unless otherwise stated,

for capacitive load, derate current by 20%)

	SYMBOL	KBPC 15005	KBPC 1501	KBPC 1502	KBPC 1504	KBPC 1506	KBPC 1508	KBPC 1510	units
Maximum Recurrent Peak Reverse Voltage	Vrrm	50	100	200	400	600	800	1000	V
Maximum RMS Voltage	Vrms	35	70	140	280	420	560	700	V
Maximum DC blocking Voltage	Vdc	50	100	200	400	600	800	1000	V
Maximum Average Forward Rectified current 3/8" lead length at Ta=25 °C	If(av)	15							A
Peak Forward Surge Current 8.3ms single half sine-wave superimposed on rated load	Ifsm	300							A
Maximum Instantaneous Forward Voltage at forward current 7.5A DC	Vf	1.1							V
Maximum DC Reverse Voltage Ta=25 °C	Ir	10.0							$\mu$ A
at rated DC blocking voltage Ta=100 °C		500							$\mu$ A
Operating Temperature Range	Tj	-55 to +150							°C
Storage and operation Junction Temperature	Tstg	-55 to +150							°C

Note: Suffix "W" for wire type



CHENYI ELECTRONICS

# KBPC15005 THRU KBPC1510

SINGLE PHASE SILICON

BRIDGE RECTIFIER

Voltage: 50 TO 1000V CURRENT:15A

## RATINGS AND CHARACTERISTIC CURVES KBPC15005 THRU KBPC1510

FIG.1-MAXIMUM NON-REPETITIVE FORWARD SURGE CURRENT

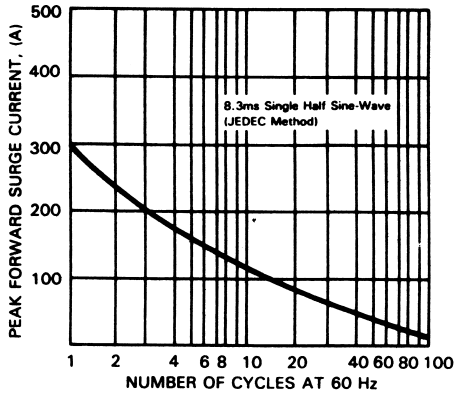


FIG.2-TYPICAL FORWARD CURRENT DERATING CURVE

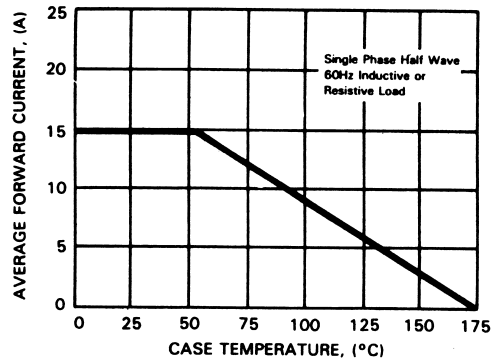


FIG.3-TYPICAL INSTANTANEOUS FORWARD CHARACTERISTICS

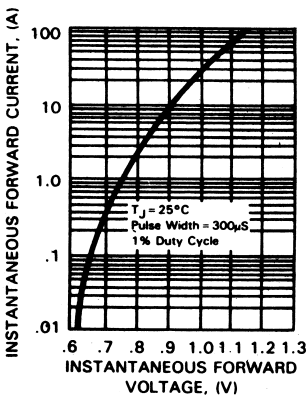


FIG.4-TYPICAL REVERSE CHARACTERISTICS

