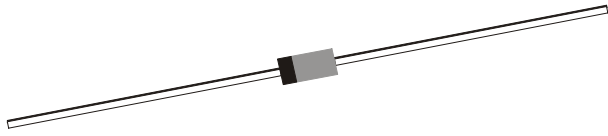


HIGH SPEED SILICON SWITCHING DIODE

1N4150



DO-35

Glass Axial Package

FEATURES

General Purpose used in Computer and Industrial Applications

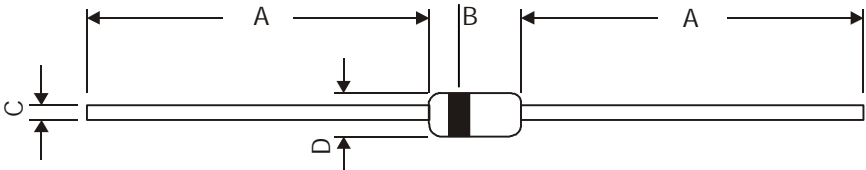
ABSOLUTE MAXIMUM RATINGS ($T_a=25^\circ\text{C}$ unless specified otherwise)

DESCRIPTION	SYMBOL	VALUE	UNIT
Reverse Voltage (Continuous)	V_R	50	V
Forward Current (DC)	I_F	300	mA
Repetitive Peak Forward Current	I_{FRM}	600	mA
Non Repetitive Peak Surge Current $t_p=1\text{ms}$ $t_p=1\text{s}$	I_{FSM}	4000	mA
		500	
Power Dissipation @ $T_a=25^\circ\text{C}$	P_{TA}	500	mW
Derating Factor		2.85	
Operating And Storage Junction Temperature Range	T_j, T_{stg}	-65 to +200	$^\circ\text{C}$

ELECTRICAL CHARACTERISTICS ($T_a=25^\circ\text{C}$ unless specified otherwise)

DESCRIPTION	SYMBOL	TEST CONDITIONS	VALUE		UNIT
			MIN	MAX	
Forward Voltage	V_F	$I_F=1\text{mA}$	0.54	0.62	V
		$I_F=10\text{mA}$	0.66	0.74	V
		$I_F=50\text{mA}$	0.76	0.86	V
		$I_F=100\text{mA}$	0.82	0.92	V
		$I_F=200\text{mA}$	0.87	1.0	V
Reverse Current	I_R	$V_R=50\text{V}$		100	nA
		$V_R=50\text{V}, T_j=150^\circ\text{C}$		100	μA
Diode Capacitance	C_d	$V_R=0, f=1\text{MHz}$		2.5	pF
Reverse Recovery Time	t_{rr}	$I_F=10\text{mA to } 200\text{mA}$ to $I_R=10\text{mA to } 200\text{mA}$ $R_L=100\Omega$ Measured @ $I_R=0.1I_F$		4	ns
		$I_F=200\text{mA to } 400\text{mA}$ to $I_R=200\text{mA to } 400\text{mA}$ $R_L=100\Omega$ Measured @ $I_R=0.1I_F$		6	ns
		$I_F=10\text{mA to } I_R=1\text{mA}$ $R_L=100\Omega$ Measured @ $I_R=0.1\text{mA}$		6	ns
Forward Recovery Time	t_{fr}	Switched from $I=0$ to $I_F=200\text{mA}$ $t_r=0.4\text{ns}, t_p=100\text{ns}$, Duty Cycle $\leq 1.0\%$ Measured @ $V_F=1\text{V}$		10	ns

DO-35 Glass Axial Package

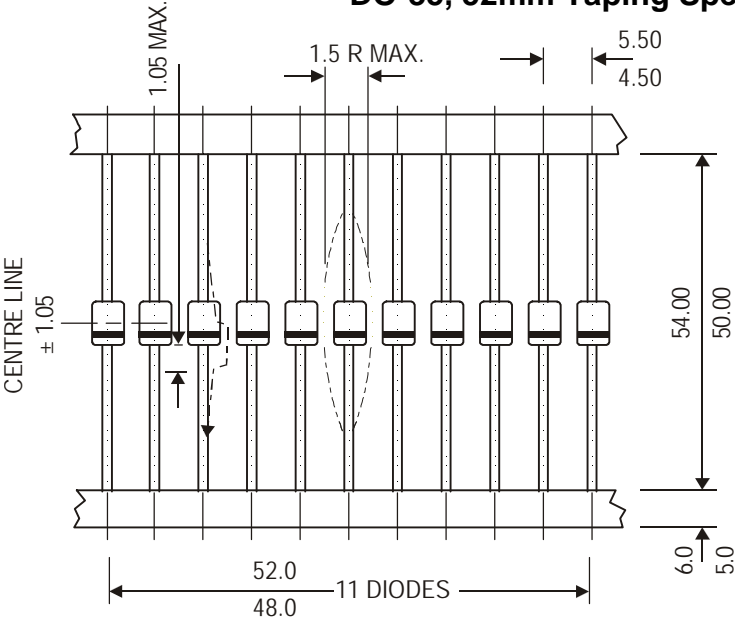


DIM	MIN	MAX
A	25.40	—
B	3.05	4.15
C	0.46	0.56
D	1.70	2.29

NOTE: Cathode is marked by Band.

All dimensions are in mm.

DO-35, 52mm Taping Specification

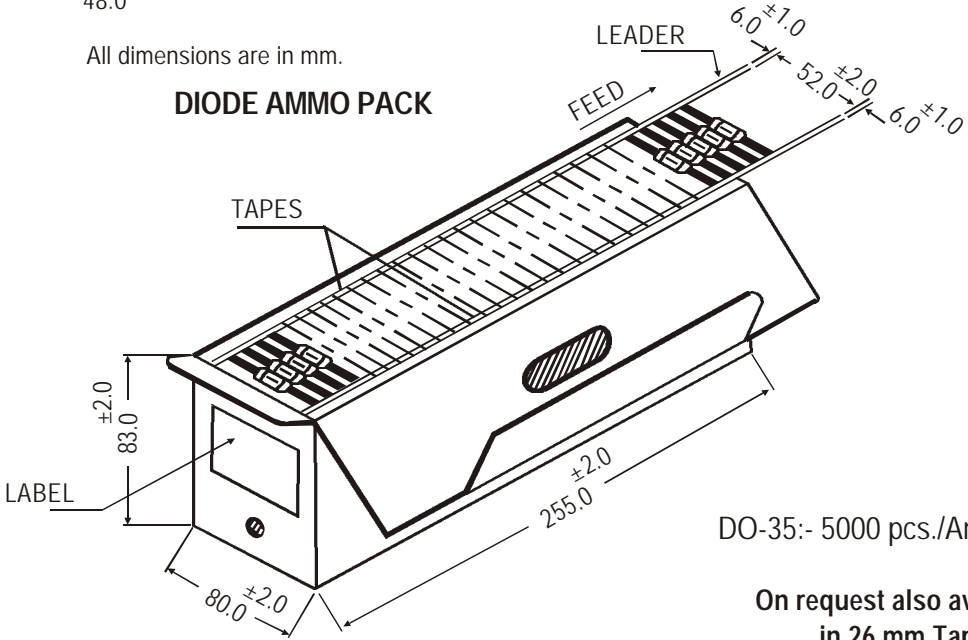


52 mm Taping Specification

1. T & A indicates Axial Tape and Ammo Packing (52 mm Tape Spacing).
2. 300 mm (min) leader tape on every tape.
3. No. of empty places allowed 0.25% without consecutive empty places.
4. Ends of leads shall preferably not protrude beyond the tapes.
5. Components shall be held sufficiently in the tape or tapes so that they can not come free in normal handling.

All dimensions are in mm.

DIODE AMMO PACK



DO-35:- 5000 pcs./Ammo Pack

On request also available
in 26 mm Tape

Packing Detail

PACKAGE	STANDARD PACK		INNER CARTON BOX		OUTER CARTON BOX		
	Details	Net Weight/Qty	Size	Qty	Size	Qty	Gr Wt
DO-35 T&A	5K/ammo box	0.88 kg/5K pcs	10" x 3.2" x 3.2"	5K	12.7" x 12.7" x 20"	125K	25 kgs

Disclaimer

The product information and the selection guides facilitate selection of the CDIL's Discrete Semiconductor Device(s) best suited for application in your product(s) as per your requirement. It is recommended that you completely review our Data Sheet(s) so as to confirm that the Device(s) meet functionality parameters for your application. The information furnished in the Data Sheet and on the CDIL Web Site/CD are believed to be accurate and reliable. CDIL however, does not assume responsibility for inaccuracies or incomplete information. Furthermore, CDIL does not assume liability whatsoever, arising out of the application or use of any CDIL product; neither does it convey any license under its patent rights nor rights of others. These products are not designed for use in life saving/support appliances or systems. CDIL customers selling these products (either as individual Discrete Semiconductor Devices or incorporated in their end products), in any life saving/support appliances or systems or applications do so at their own risk and CDIL will not be responsible for any damages resulting from such sale(s).

CDIL strives for continuous improvement and reserves the right to change the specifications of its products without prior notice.



CDIL is a registered Trademark of
Continental Device India Limited

C-120 Naraina Industrial Area, New Delhi 110 028, India.
Telephone + 91-11-2579 6150, 5141 1112 Fax + 91-11-2579 5290, 5141 1119
email@cdil.com www.cdilsemi.com