


NPN SILICON PLANAR TRANSISTOR

2N2270



**TO-39
Metal Can Package**

Amplifier Transistor

ABSOLUTE MAXIMUM RATINGS

DESCRIPTION	SYMBOL	VALUE	UNIT
Collector Emitter Voltage	V_{CEO}	45	V
Collector Emitter Voltage, $R_{BE} \leq 10W$	V_{CER}	60	V
Collector Base Voltage	V_{CBO}	60	V
Emitter Base Voltage	V_{EBO}	7.0	V
Collector Current Continuous	I_C	1.0	A
Power Dissipation @ $T_a=25^\circ C$ Derate Above $25^\circ C$	P_D	1.0 5.71	W mW/ °C
Power Dissipation @ $T_c=25^\circ C$ Derate Above $25^\circ C$	P_D	5.0 28.6	W mW/ °C
Operating and Storage Junction Temperature Range	T_j, T_{stg}	- 65 to +200	°C

THERMAL RESISTANCE

Junction to Ambient in free air	$R_{th(j-a)}$	175	°C/W
Junction to Case	$R_{th(j-c)}$	35	°C/W


ELECTRICAL CHARACTERISTICS ($T_a=25^\circ C$ unless specified otherwise)

DESCRIPTION	SYMBOL	TEST CONDITION	MIN	TYP	MAX	UNIT
Collector Emitter Voltage	V_{CEO}	$I_C=1mA, I_B=0$	45			V
Collector Emitter Voltage	V_{CER}	$I_C=1mA, R_{BE}=10\Omega$	60			V
Collector Base Voltage	V_{CBO}	$I_C=100\mu A, I_E=0$	60			V
Emitter Base Voltage	V_{EBO}	$I_E=100\mu A, I_C=0$	7			V
Collector Cut Off Current	I_{CBO}	$V_{CB}=60V, I_E=0$			50	nA
		$V_{CB}=60V, I_E=0, T_a=150^\circ C$			100	μA
Emitter Cut Off Current	I_{EBO}	$V_{EB}=5V, I_C=0$			100	nA
Collector Emitter Saturation Voltage	$*V_{CE(sat)}$	$I_C=150mA, I_B=15mA$			0.9	V
Base Emitter Saturation Voltage	$*V_{BE(sat)}$	$I_C=150mA, I_B=15mA$			1.2	V
DC Current Gain	$*h_{FE}$	$I_C=1mA, V_{CE}=10V$	30			
		$I_C=150mA, V_{CE}=10V$	50		200	

*Pulse Test: Pulse Width $\leq 300ms$, Duty Cycle $\leq 2\%$

NPN SILICON PLANAR TRANSISTOR

2N2270



TO-39
Metal Can Package

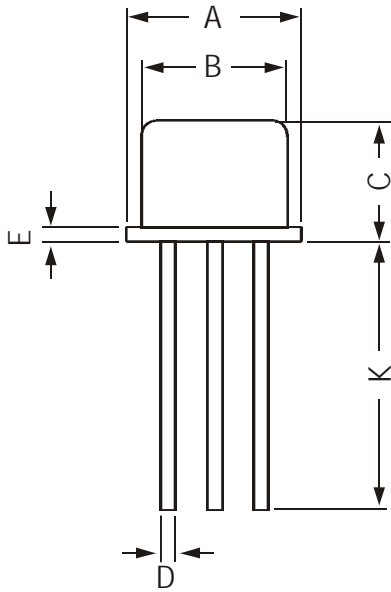
ELECTRICAL CHARACTERISTICS ($T_a=25^{\circ}\text{C}$ unless specified otherwise)

SMALL SIGNAL CHARACTERISTICS

DESCRIPTION	SYMBOL	TEST CONDITION	MIN	TYP	MAX	UNIT
Small Signal Current Gain	h_{fe}	$I_C=5\text{mA}$, $V_{CE}=10\text{V}$, $f=1\text{KHz}$	50		275	
Transition Frequency	f_T	$I_C=50\text{mA}$, $V_{CE}=10\text{V}$, $f=20\text{MHz}$	100			MHz
Output Capacitance	C_{ob}	$V_{CB}=10\text{V}$, $I_E=0$, $f=100\text{KHz}$			15	pF
Input Capacitance	C_{ib}	$V_{EB}=0.5\text{V}$, $I_C=0$, $f=100\text{KHz}$			80	pF
Noise Figure	NF	$I_C=300\mu\text{A}$, $V_{CE}=10\text{V}$, $f=1\text{KHz}$, Bandwidth=1.0 Hz $R_S=1\text{k}\Omega$			10	dB


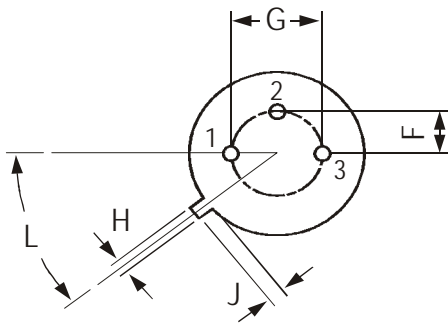
2N2270Rev_1 040904E

TO-39 Metal Can Package



All dimensions are in mm

DIM	MIN	MAX
A	8.50	9.39
B	7.74	8.50
C	6.09	6.60
D	0.40	0.53
E	—	0.88
F	2.41	2.66
G	4.82	5.33
H	0.71	0.86
J	0.73	1.02
K	12.70	—
L	42 DEG	48 DEG



PIN CONFIGURATION
1. EMITTER
2. BASE
3. COLLECTOR

Packing Detail

PACKAGE	STANDARD PACK		INNER CARTON BOX		OUTER CARTON BOX		
	Details	Net Weight/Qty	Size	Qty	Size	Qty	Gr Wt
TO-39	500 pcs/polybag	540 gm/500 pcs	3" x 7.5" x 7.5"	20K	17" x 15" x 13.5"	32K	40 kgs

Disclaimer

The product information and the selection guides facilitate selection of the CDIL's Discrete Semiconductor Device(s) best suited for application in your product(s) as per your requirement. It is recommended that you completely review our Data Sheet(s) so as to confirm that the Device(s) meet functionality parameters for your application. The information furnished in the Data Sheet and on the CDIL Web Site/CD are believed to be accurate and reliable. CDIL however, does not assume responsibility for inaccuracies or incomplete information. Furthermore, CDIL does not assume liability whatsoever, arising out of the application or use of any CDIL product; neither does it convey any license under its patent rights nor rights of others. These products are not designed for use in life saving/support appliances or systems. CDIL customers selling these products (either as individual Discrete Semiconductor Devices or incorporated in their end products), in any life saving/support appliances or systems or applications do so at their own risk and CDIL will not be responsible for any damages resulting from such sale(s).

CDIL strives for continuous improvement and reserves the right to change the specifications of its products without prior notice.



CDIL is a registered Trademark of
Continental Device India Limited

C-120 Naraina Industrial Area, New Delhi 110 028, India.

Telephone + 91-11-2579 6150, 5141 1112 Fax + 91-11-2579 5290, 5141 1119

email@cdil.com www.cdilsemi.com