


NPN SILICON PLANAR POWER TRANSISTOR

2N3772



**TO-3
Metal Can Package**

Designed for Linear Amplifiers, Series Pass Regulators, and Inductive Switching Applications.

ABSOLUTE MAXIMUM RATINGS

DESCRIPTION	SYMBOL	VALUE	UNITS
Collector Base Voltage	V_{CBO}	100	V
Collector Emitter Voltage	V_{CEO}	60	V
Collector Emitter Voltage	V_{CEX}	80	V
Emitter Base Voltage	V_{EBO}	7	V
Collector Current Continuous	I_C	20	A
Peak		30	
Base Current Continuous	I_B	5	A
Peak		15	
Power Dissipation @ $T_c=25^\circ C$	P_D	150	W
Derate Above 25°C		0.855	W/°C
Operating And Storage Junction Temperature Range	T_j, T_{stg}	- 65 to +200	°C

THERMAL RESISTANCE


Junction to Case	$R_{th(j-c)}$	0.170	°C/W
------------------	---------------	-------	------

ELECTRICAL CHARACTERISTICS ($T_c=25^\circ C$ unless specified otherwise)

DESCRIPTION	SYMBOL	TEST CONDITION	MIN	MAX	UNITS
Collector Emitter Sustaining Voltage	$V_{CEO(sus)}^*$	$I_C=0.2A, I_B=0$	60		V
Collector Emitter Sustaining Voltage	$V_{CEX(sus)}$	$I_C=0.2A, R_{BE}=100\Omega, V_{EB}(\text{off})=1.5V$	80		V
Collector Emitter Sustaining Voltage	$V_{CER(sus)}$	$I_C=0.2A, R_{BE}=100\Omega,$	70		V
Collector Cut Off Current	I_{CEO}	$V_{CE}=50V, I_B=0$		10	mA
Collector Cut Off Current	I_{CEV}	$V_{CE}=100V, V_{EB}(\text{off})=1.5V$		5.0	mA
		$T_c=150^\circ C$ $V_{CE}=45V, V_{EB}(\text{off})=1.5V$		10	
Collector Cut Off Current	I_{CBO}	$V_{CB}=100V, I_E=0$		5.0	mA
Emitter Cut Off Current	I_{EBO}	$V_{BE}=7V, I_C=0$		5.0	mA
DC Current Gain	h_{FE}^*	$I_C=10A, V_{CE}=4V$ $I_C=20A, V_{CE}=4V$	15 5	60	
Collector Emitter Saturation Voltage	$V_{CE(sat)}$	$I_C=10A, I_B=1A$ $I_C=20A, I_B=4A$		1.4 4.0	V
Base Emitter On Voltage	$V_{BE(on)}$	$I_C=10A, V_{CE}=4V$		2.2	V

NPN SILICON PLANAR POWER TRANSISTOR

2N3772



TO-3
Metal Can Package

ELECTRICAL CHARACTERISTICS ($T_C=25^\circ\text{C}$ unless specified otherwise)

Second Breakdown

DESCRIPTION	SYMBOL	TEST CONDITION	MIN	MAX	UNITS
Second Breakdown Energy with Base Forward Biased	I_S/b	$V_{CE}=60\text{V}, t=1.0\text{ s}, \text{Nonrepetitive}$	2.5		A

Dynamic Characteristics

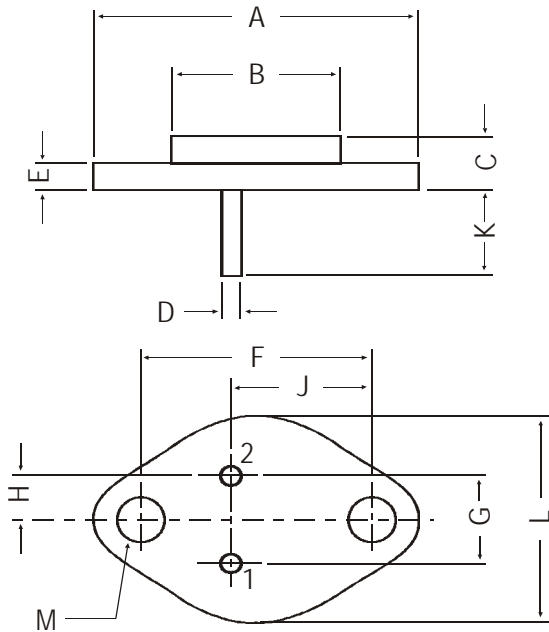
Current Gain - Bandwidth Product	f_T	$I_C=1.0\text{A}, V_{CE}=4\text{V}, f=50\text{KHz}$	0.2		MHz
Small Signal Current Gain	h_{fe}	$I_C=1\text{A}, V_{CE}=4\text{V}, f=1\text{KHz}$	40		

*Pulse Test: Pulse Width $\leq 300\text{ms}$, Repetitive Rate 60 cps.

2N3772

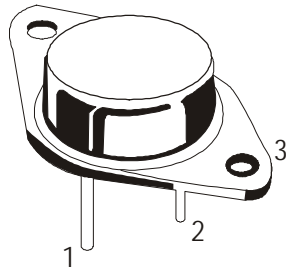
**TO-3
Metal Can Package**

TO-3 Metal Can Package



DIM	MIN.	MAX.
A	—	39.37
B	—	22.22
C	6.35	8.50
D	0.96	1.09
E	—	1.77
F	29.90	30.40
G	10.69	11.18
H	5.20	5.72
J	16.64	17.15
K	11.15	12.25
L	—	26.67
M	3.84	4.19

All dimensions in mm.



PIN CONFIGURATION

1. BASE
2. EMITTER
3. COLLECTOR

Packing Detail

PACKAGE	STANDARD PACK		INNER CARTON BOX		OUTER CARTON BOX		
	Details	Net Weight/Qty	Size	Qty	Size	Qty	Gr Wt
TO-3	100 pcs/pkt	1.3 kg/100 pcs	12.5" x 8" x 1.8"	0.1K	17" x 11.5" x 21"	2K	27.5 kgs

Disclaimer

The product information and the selection guides facilitate selection of the CDIL's Discrete Semiconductor Device(s) best suited for application in your product(s) as per your requirement. It is recommended that you completely review our Data Sheet(s) so as to confirm that the Device(s) meet functionality parameters for your application. The information furnished in the Data Sheet and on the CDIL Web Site/CD is believed to be accurate and reliable. CDIL however, does not assume responsibility for inaccuracies or incomplete information. Furthermore, CDIL does not assume liability whatsoever, arising out of the application or use of any CDIL product; neither does it convey any license under its patent rights nor rights of others. These products are not designed for use in life saving/support appliances or systems. CDIL customers selling these products (either as individual Discrete Semiconductor Devices or incorporated in their end products), in any life saving/support appliances or systems or applications do so at their own risk and CDIL will not be responsible for any damages resulting from such sale(s).

CDIL strives for continuous improvement and reserves the right to change the specifications of its products without prior notice.



CDIL is a registered Trademark of
Continental Device India Limited
C-120 Naraina Industrial Area, New Delhi 110 028, India.
Telephone + 91-11-2579 6150, 5141 1112 Fax + 91-11-2579 5290, 5141 1119
email@cdil.com www.cdilsemi.com