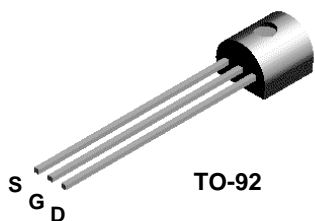


BF244A
BF244B
BF244C



N-Channel RF Amplifier

This device is designed for RF amplifier and mixer applications operating up to 450 MHz, and for analog switching requiring low capacitance. Sourced from Process 50.

Absolute Maximum Ratings* TA = 25°C unless otherwise noted

Symbol	Parameter	Value	Units
V _{DG}	Drain-Gate Voltage	30	V
V _{GS}	Gate-Source Voltage	- 30	V
I _D	Drain Current	50	mA
I _{GF}	Forward Gate Current	10	mA
T _{stg}	Storage Temperature Range	-55 to +150	°C

*These ratings are limiting values above which the serviceability of any semiconductor device may be impaired.

NOTES:

- 1) These ratings are based on a maximum junction temperature of 150 degrees C.
- 2) These are steady state limits. The factory should be consulted on applications involving pulsed or low duty cycle operations.

Thermal Characteristics TA = 25°C unless otherwise noted

Symbol	Characteristic	Max	Units
		BF244A / BF244B / BF244C	
P _D	Total Device Dissipation Derate above 25°C	350	mW
		2.8	mW/°C
R _{θJC}	Thermal Resistance, Junction to Case	125	°C/W
R _{θJA}	Thermal Resistance, Junction to Ambient	357	°C/W

N-Channel RF Amplifier

(continued)

BF244A / BF244B / BF244C

Electrical Characteristics

TA = 25°C unless otherwise noted

Symbol	Parameter	Test Conditions	Min	Typ	Max	Units
--------	-----------	-----------------	-----	-----	-----	-------

OFF CHARACTERISTICS

$V_{(BR)GSS}$	Gate-Source Breakdown Voltage	$I_G = 1.0 \mu A, V_{DS} = 0$	30			V
I_{GSS}	Gate Reverse Current	$V_{GS} = -20 V, V_{DS} = 0$			5.0	nA
$V_{GSS(off)}$	Gate-Source Cutoff Voltage	$V_{DS} = 15 V, I_D = 10 nA$	-0.5		-8.0	V
V_{GS}	Gate-Source Voltage	$V_{DS} = 15 V, I_D = 200 \mu A$	244A 244B 244C	-0.4 -1.6 -3.2	-2.2 -3.8 -7.5	V

ON CHARACTERISTICS

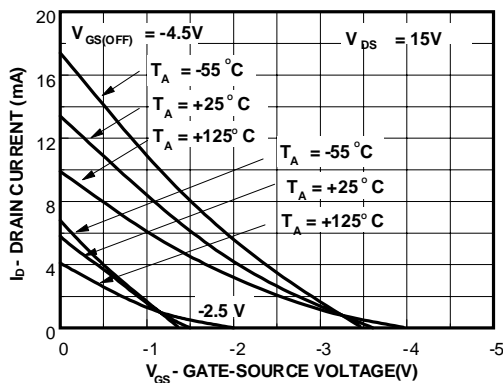
I_{DSS}	Zero-Gate Voltage Drain Current	$V_{DS} = 15 V, V_{GS} = 0$	244A 244B 244C	2.0 6.0 12	6.5 15 25	mA
-----------	---------------------------------	-----------------------------	---	------------------	-----------------	----

SMALL SIGNAL CHARACTERISTICS

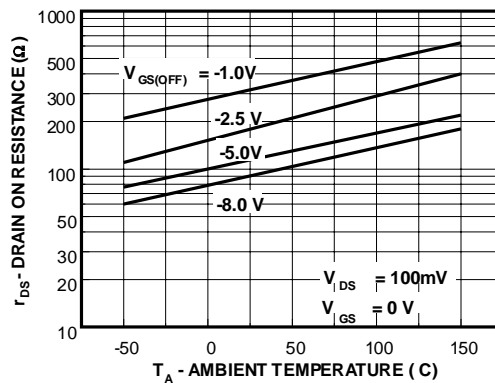
y_{fs}	Forward Transfer Admittance	$V_{DS} = 15 V, V_{GS} = 0, f = 1.0 kHz$ $V_{DS} = 15 V, V_{GS} = 0, f = 200 MHz$	3.0	5.6	6.5	mmhos mmhos
y_{os}	Output Admittance	$V_{DS} = 15 V, V_{GS} = 0, f = 1.0 kHz$		40		$\mu mhos$
y_{rs}	Reverse Transfer Admittance	$V_{DS} = 15 V, V_{GS} = 0, f = 200 MHz$		1.0		$\mu mhos$
C_{iss}	Input Capacitance	$V_{DS} = 20 V, V_{GS} = -1.0 V$		3.0		pF
C_{rss}	Reverse Transfer Capacitance	$V_{DS} = 20 V, V_{GS} = -1.0 V,$ $f = 1.0 MHz$		0.7		pF
C_{oss}	Output Capacitance	$V_{DS} = 20 V, V_{GS} = -1.0 V,$ $f = 1.0 MHz$		0.9		pF
NF	Noise Figure	$V_{DS} = 15 V, V_{GS} = 0, R_G = 1.0 k\Omega,$ $f = 100 MHz$		1.5		dB
$F(Y_{fs})$	Cut-Off Frequency	$V_{DS} = 15 V, V_{GS} = 0$		700		MHz

Typical Characteristics

Transfer Characteristics

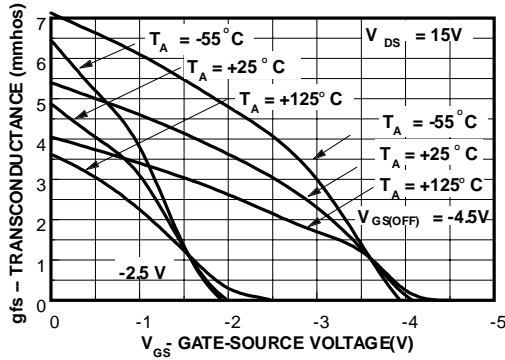


Channel Resistance vs Temperature

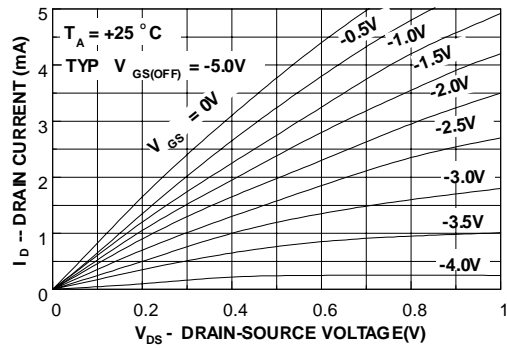


Typical Characteristics (continued)

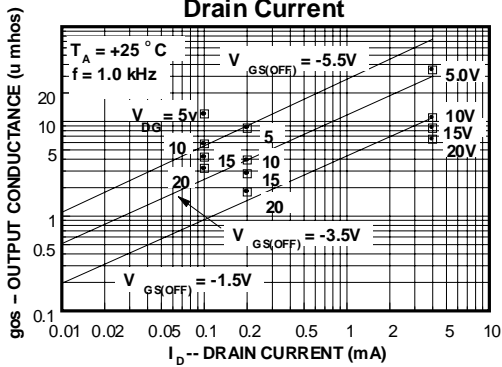
Transconductance Characteristics



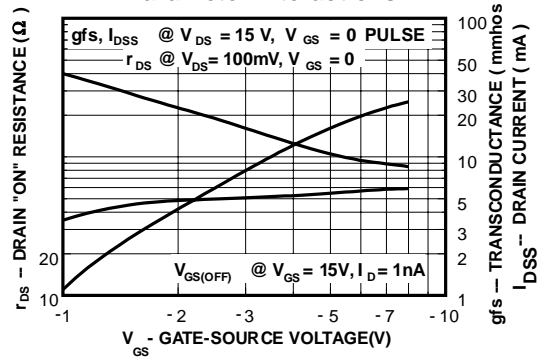
Common Drain-Source Characteristics



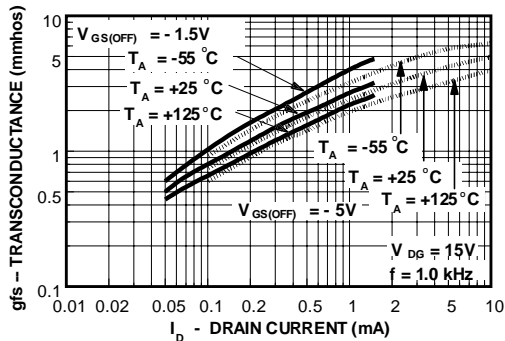
Output Conductance vs Drain Current



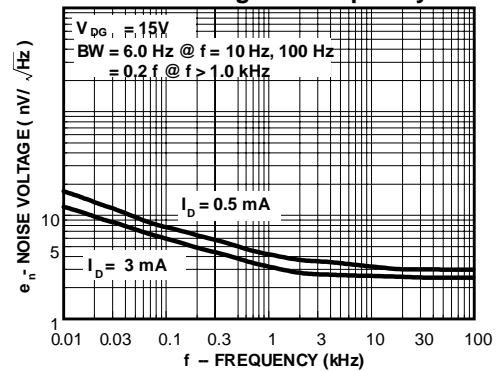
Transconductance Parameter Interactions



Transconductance vs Drain Current



Noise Voltage vs Frequency



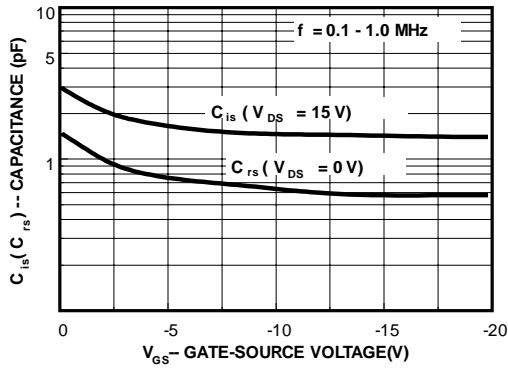
N-Channel RF Amplifier

(continued)

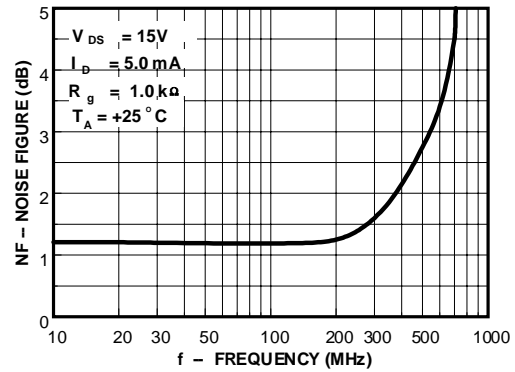
BF244A / BF244B / BF244C

Typical Characteristics (continued)

Capacitance vs Voltage

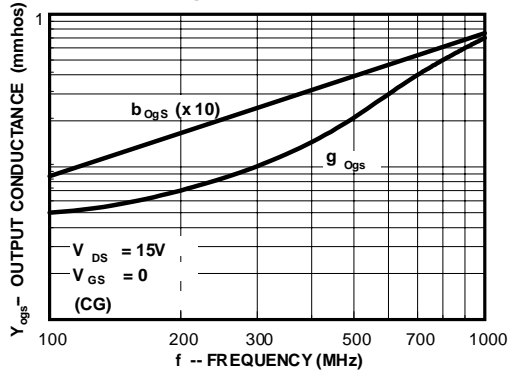


Noise Figure Frequency

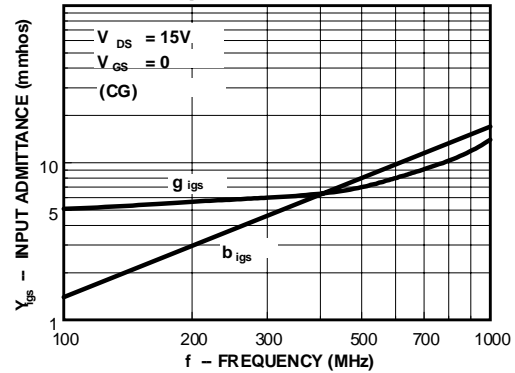


Common Gate Characteristics

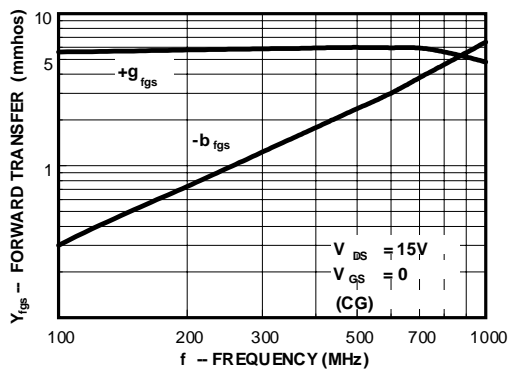
Output Admittance



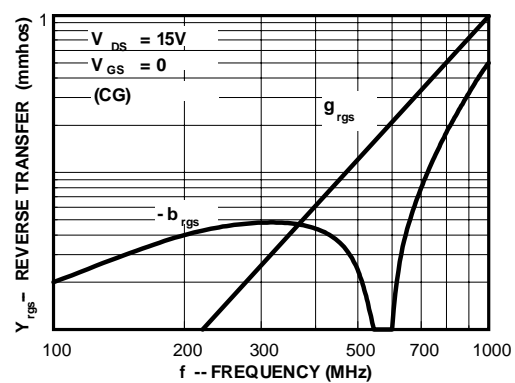
Input Admittance



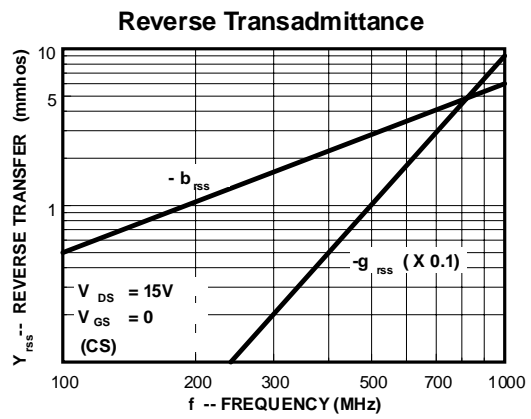
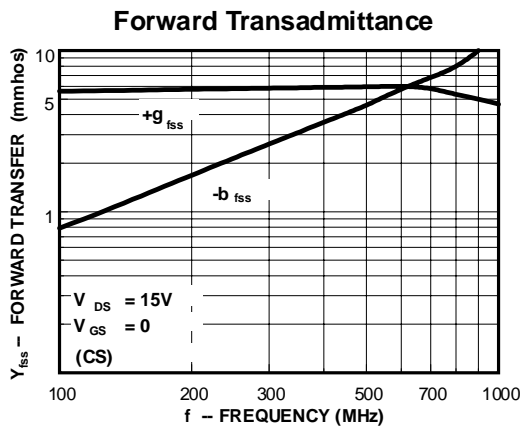
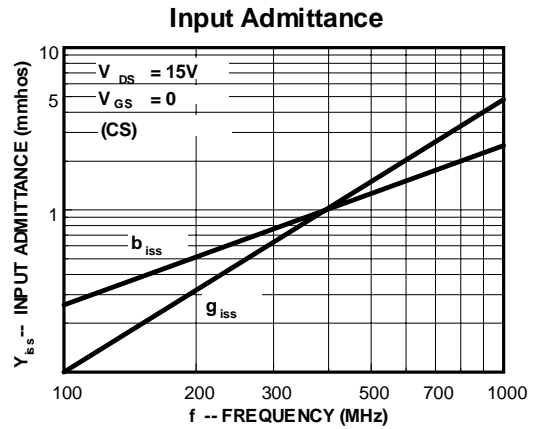
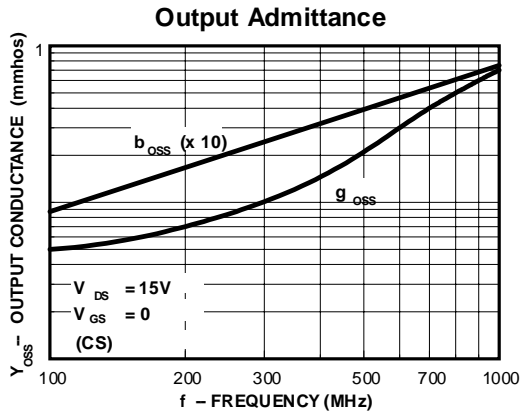
Forward Transadmittance



Reverse Transadmittance



Common Source Characteristics



TRADEMARKS

The following are registered and unregistered trademarks Fairchild Semiconductor owns or is authorized to use and is not intended to be an exhaustive list of all such trademarks.

ACEx™	FASTr™	PowerTrench®	SyncFET™
Bottomless™	GlobalOptoisolator™	QFET™	TinyLogic™
CoolFET™	GTO™	QS™	UHC™
CROSSVOLT™	HiSeC™	QT Optoelectronics™	VCX™
DOME™	ISOPANAR™	Quiet Series™	
E ² CMOS™	MICROWIRE™	SILENT SWITCHER®	
EnSigna™	OPTOLOGIC™	SMART START™	
FACT™	OPTOPLANAR™	SuperSOT™-3	
FACT Quiet Series™	PACMAN™	SuperSOT™-6	
FAST®	POP™	SuperSOT™-8	

DISCLAIMER

FAIRCHILD SEMICONDUCTOR RESERVES THE RIGHT TO MAKE CHANGES WITHOUT FURTHER NOTICE TO ANY PRODUCTS HEREIN TO IMPROVE RELIABILITY, FUNCTION OR DESIGN. FAIRCHILD DOES NOT ASSUME ANY LIABILITY ARISING OUT OF THE APPLICATION OR USE OF ANY PRODUCT OR CIRCUIT DESCRIBED HEREIN; NEITHER DOES IT CONVEY ANY LICENSE UNDER ITS PATENT RIGHTS, NOR THE RIGHTS OF OTHERS.

LIFE SUPPORT POLICY

FAIRCHILD'S PRODUCTS ARE NOT AUTHORIZED FOR USE AS CRITICAL COMPONENTS IN LIFE SUPPORT DEVICES OR SYSTEMS WITHOUT THE EXPRESS WRITTEN APPROVAL OF FAIRCHILD SEMICONDUCTOR CORPORATION. As used herein:

1. Life support devices or systems are devices or systems which, (a) are intended for surgical implant into the body, or (b) support or sustain life, or (c) whose failure to perform when properly used in accordance with instructions for use provided in the labeling, can be reasonably expected to result in significant injury to the user.
2. A critical component is any component of a life support device or system whose failure to perform can be reasonably expected to cause the failure of the life support device or system, or to affect its safety or effectiveness.

PRODUCT STATUS DEFINITIONS

Definition of Terms

Datasheet Identification	Product Status	Definition
Advance Information	Formative or In Design	This datasheet contains the design specifications for product development. Specifications may change in any manner without notice.
Preliminary	First Production	This datasheet contains preliminary data, and supplementary data will be published at a later date. Fairchild Semiconductor reserves the right to make changes at any time without notice in order to improve design.
No Identification Needed	Full Production	This datasheet contains final specifications. Fairchild Semiconductor reserves the right to make changes at any time without notice in order to improve design.
Obsolete	Not In Production	This datasheet contains specifications on a product that has been discontinued by Fairchild semiconductor. The datasheet is printed for reference information only.