


MBR0530

Schottky Rectifier

Features

- 0.5 Ampere, low forward voltage, less than 430mV
- Compact surface mount package with the same footprint as mini-melf



SOD123
Color Band Denotes Cathode
Mark: B3

Absolute Maximum Ratings * $T_a = 25^\circ\text{C}$ unless otherwise noted

Symbol	Parameter	Value	Units
V_{RRM}	Maximum Repetitive Reverse Voltage	30	V
$I_{F(AV)}$	Average Rectified Forward Current	500	mA
I_{FSM}	Non Repetitive Peak Forward Current (Surge applied at rated load conditions half wave, single, phase, 60Hz)	5.5	A
T_{STG}	Storage Temperature Range	-65 to +150	$^\circ\text{C}$
T_{Jmax}	Operating Junction Temperature	-65 to +125	$^\circ\text{C}$

These ratings are limiting values above which the serviceability of any semiconductor device may be impaired.

Thermal Characteristics

Symbol	Parameter	Value	Units
$R_{\theta JA}$	Thermal Resistance, Junction to Ambient *	206	$^\circ\text{C}/\text{W}$
$R_{\theta JL}$	Thermal Resistance, Junction to Lead	173	$^\circ\text{C}/\text{W}$

1 inch square pad size on FR-4 board.

Electrical Characteristics $T_C = 25^\circ\text{C}$ unless otherwise noted

Symbol	Parameter	Value	Units
V_F	Forward Voltage	@ $I_F = 100\text{mA}$	375
		$I_F = 100\text{mA}, T_A = 100^\circ\text{C}$	340
		$I_F = 500\text{mA}$	430
		$I_F = 500\text{mA}, T_A = 100^\circ\text{C}$	420
I_R	Reverse Current	@ $V_R = 15\text{V}$	20
		$V_R = 30\text{V}$	130
		$V_R = 30\text{V}, T_a = 100^\circ\text{C}$	5

Typical Performance Characteristics

Figure 1. Forward Voltage Characteristics

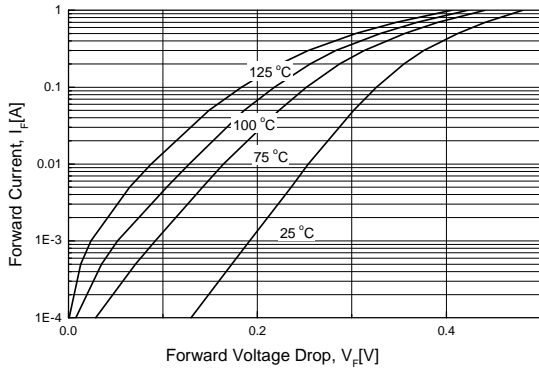


Figure 2. Reverse Current vs Reverse Voltage

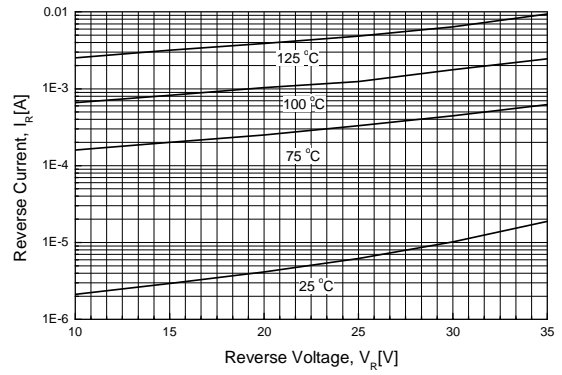
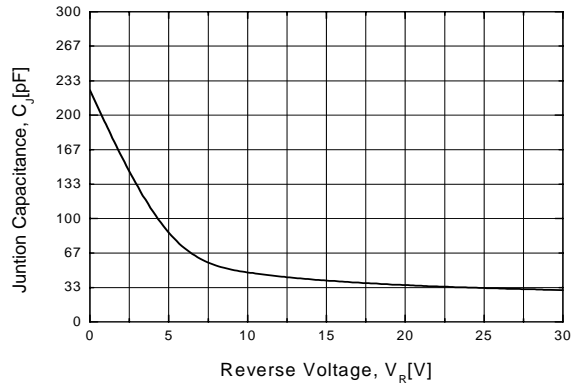


Figure 3. Total Capacitance



TRADEMARKS

The following are registered and unregistered trademarks Fairchild Semiconductor owns or is authorized to use and is not intended to be an exhaustive list of all such trademarks.

ACE ^x TM	FAST [®]	IntelliMAX TM	POP TM	SPM TM
ActiveArray TM	FAST ^r TM	ISOPANAR TM	Power247 TM	Stealth TM
Bottomless TM	FPS TM	LittleFET TM	PowerEdge TM	SuperFET TM
CoolFET TM	FRFET TM	MICROCOUPLER TM	PowerSaver TM	SuperSOT TM -3
CROSSVOLT TM	GlobalOptoisolator TM	MicroFET TM	PowerTrench [®]	SuperSOT TM -6
DOME TM	GTO TM	MicroPak TM	QFET [®]	SuperSOT TM -8
EcoSPARK TM	HiSeC TM	MICROWIRE TM	QS TM	SyncFET TM
E ² CMOST TM	I ² C TM	MSX TM	QT Optoelectronics TM	TinyLogic [®]
EnSigna TM	i-Lo TM	MSXPro TM	Quiet Series TM	TINYOPTO TM
FACT TM	ImpliedDisconnect TM	OCX TM	RapidConfigure TM	TruTranslation TM
FACT Quiet Series TM		OCXPro TM	RapidConnect TM	UHC TM
Across the board. Around the world. TM		OPTOLOGIC [®]	μSerDes TM	UltraFET [®]
The Power Franchise [®]		OPTOPLANAR TM	SILENT SWITCHER [®]	UniFET TM
Programmable Active Droop TM		PACMAN TM	SMART START TM	VCX TM

DISCLAIMER

FAIRCHILD SEMICONDUCTOR RESERVES THE RIGHT TO MAKE CHANGES WITHOUT FURTHER NOTICE TO ANY PRODUCTS HEREIN TO IMPROVE RELIABILITY, FUNCTION OR DESIGN. FAIRCHILD DOES NOT ASSUME ANY LIABILITY ARISING OUT OF THE APPLICATION OR USE OF ANY PRODUCT OR CIRCUIT DESCRIBED HEREIN; NEITHER DOES IT CONVEY ANY LICENSE UNDER ITS PATENT RIGHTS, NOR THE RIGHTS OF OTHERS.

LIFE SUPPORT POLICY

FAIRCHILD'S PRODUCTS ARE NOT AUTHORIZED FOR USE AS CRITICAL COMPONENTS IN LIFE SUPPORT DEVICES OR SYSTEMS WITHOUT THE EXPRESS WRITTEN APPROVAL OF FAIRCHILD SEMICONDUCTOR CORPORATION.

As used herein:

1. Life support devices or systems are devices or systems which, (a) are intended for surgical implant into the body, or (b) support or sustain life, or (c) whose failure to perform when properly used in accordance with instructions for use provided in the labeling, can be reasonably expected to result in significant injury to the user.
2. A critical component is any component of a life support device or system whose failure to perform can be reasonably expected to cause the failure of the life support device or system, or to affect its safety or effectiveness.

PRODUCT STATUS DEFINITIONS

Definition of Terms

Datasheet Identification	Product Status	Definition
Advance Information	Formative or In Design	This datasheet contains the design specifications for product development. Specifications may change in any manner without notice.
Preliminary	First Production	This datasheet contains preliminary data, and supplementary data will be published at a later date. Fairchild Semiconductor reserves the right to make changes at any time without notice in order to improve design.
No Identification Needed	Full Production	This datasheet contains final specifications. Fairchild Semiconductor reserves the right to make changes at any time without notice in order to improve design.
Obsolete	Not In Production	This datasheet contains specifications on a product that has been discontinued by Fairchild semiconductor. The datasheet is printed for reference information only.

Rev. I15