



Micro Commercial Components
 21201 Itasca Street Chatsworth
 CA 91311
 Phone: (818) 701-4933
 Fax: (818) 701-4939

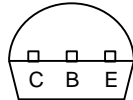
2N4403

PNP General Purpose Amplifier

Features

- Through Hole Package
- Capable of 600mWatts of Power Dissipation

Pin Configuration
Bottom View



Electrical Characteristics @ 25°C Unless Otherwise Specified

Symbol	Parameter	Min	Max	Units
OFF CHARACTERISTICS				
$V_{(BR)CEO}$	Collector-Emitter Breakdown Voltage* ($I_C=1.0mA_{dc}$, $I_B=0$)	40		Vdc
$V_{(BR)CBO}$	Collector-Base Breakdown Voltage ($I_C=10\mu A_{dc}$, $I_E=0$)	40		Vdc
$V_{(BR)EBO}$	Emitter-Base Breakdown Voltage ($I_E=10\mu A_{dc}$, $I_C=0$)	5.0		Vdc
I_{BL}	Base Cutoff Current ($V_{CE}=30V_{dc}$, $V_{BE}=3.0V_{dc}$)		0.1	μA_{dc}
I_{CEX}	Collector Cutoff Current ($V_{CE}=30V_{dc}$, $V_{BE}=3.0V_{dc}$)		0.1	μA_{dc}

ON CHARACTERISTICS

h_{FE}	DC Current Gain* ($I_C=0.1mA_{dc}$, $V_{CE}=1.0V_{dc}$) ($I_C=1.0mA_{dc}$, $V_{CE}=1.0V_{dc}$) ($I_C=10mA_{dc}$, $V_{CE}=1.0V_{dc}$) ($I_C=150mA_{dc}$, $V_{CE}=2.0V_{dc}$) ($I_C=500mA_{dc}$, $V_{CE}=2.0V_{dc}$)	30 60 100 100 20	300	
$V_{CE(sat)}$	Collector-Emitter Saturation Voltage ($I_C=150mA_{dc}$, $I_B=15mA_{dc}$) ($I_C=500mA_{dc}$, $I_B=50mA_{dc}$)		0.4 0.75	Vdc
$V_{BE(sat)}$	Base-Emitter Saturation Voltage ($I_C=150mA_{dc}$, $I_B=15mA_{dc}$) ($I_C=500mA_{dc}$, $I_B=50mA_{dc}$)	0.75	0.95 1.30	Vdc

SMALL-SIGNAL CHARACTERISTICS

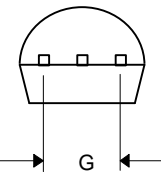
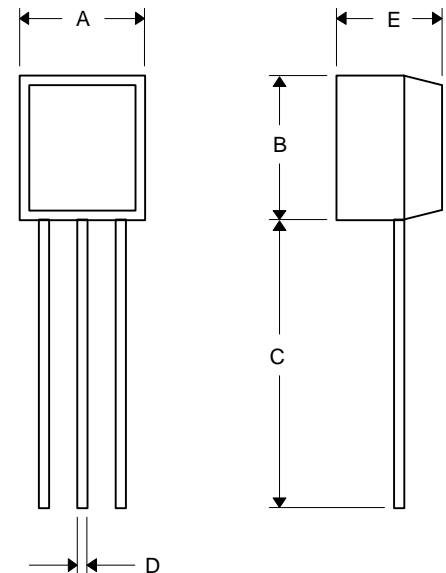
f_T	Current Gain-Bandwidth Product ($I_C=20mA_{dc}$, $V_{CE}=10V_{dc}$, $f=100MHz$)	200		MHz
C_{cb}	Output Capacitance ($V_{CB}=10V_{dc}$, $I_E=0$, $f=140kHz$)		8.5	pF
C_{eb}	Input Capacitance ($V_{EB}=0.5V_{dc}$, $I_C=0$, $f=140kHz$)		30.0	pF

SWITCHING CHARACTERISTICS

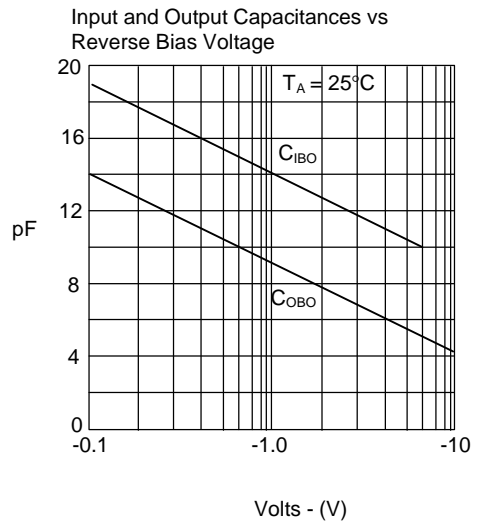
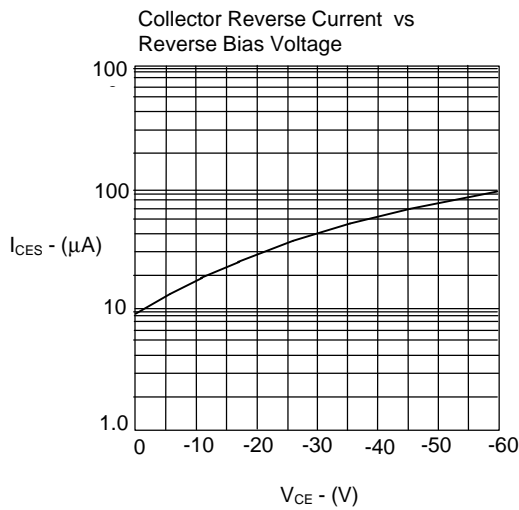
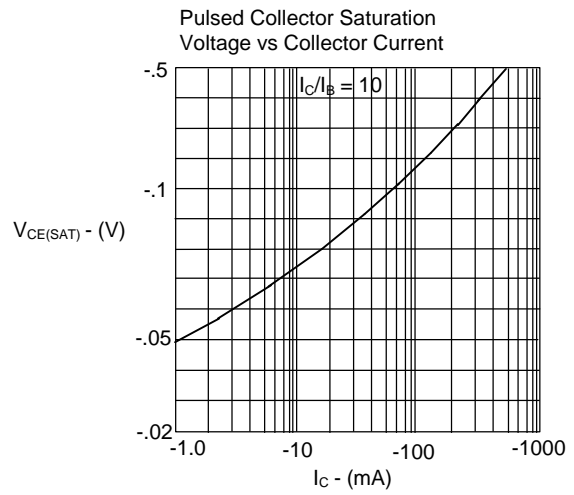
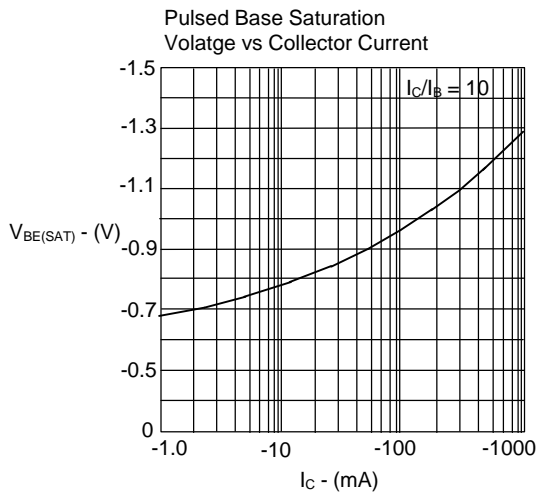
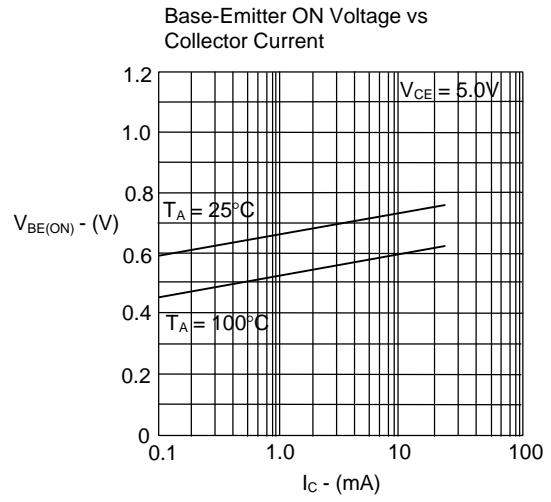
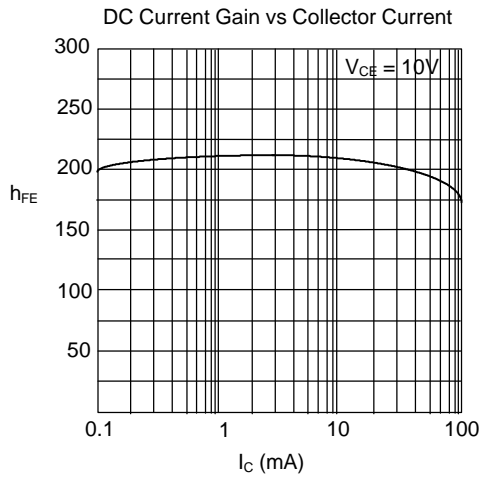
t_d	Delay Time	($V_{CC}=3.0V_{dc}$, $V_{BE}=2.0V_{dc}$)	15	ns
t_r	Rise Time	$I_C=150mA_{dc}$, $I_{B1}=15mA_{dc}$	20	ns
t_s	Storage Time	($V_{CC}=3.0V_{dc}$, $I_C=150mA_{dc}$)	225	ns
t_f	Fall Time	$I_{B1}=I_{B2}=15mA_{dc}$	30	ns

*Pulse Width $\leq 300\mu s$, Duty Cycle $\leq 2.0\%$

TO-92



DIM	INCHES		MM		NOTE
	MIN	MAX	MIN	MAX	
A	.175	.185	4.45	4.70	
B	.175	.185	4.46	4.70	
C	.500	---	12.7	---	
D	.016	.020	0.41	0.63	
E	.135	.145	3.43	3.68	
G	.095	.105	2.42	2.67	



2N4403

