



Micro Commercial Components
 21201 Itasca Street Chatsworth
 CA 91311
 Phone: (818) 701-4933
 Fax: (818) 701-4939

MB354CA

Features

- Mounting Hole For #8 Screw
- High Conductivity Metal Case
- Any Mounting Position
- Surge Rating Of 400 Amps

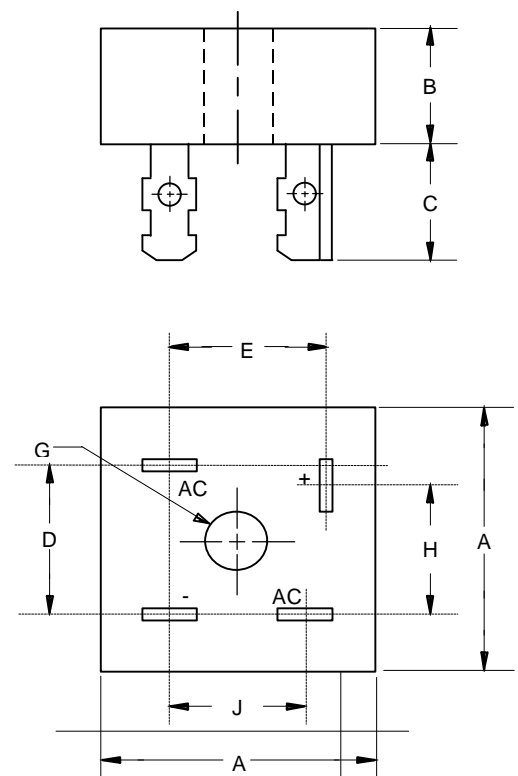
35 Amp Single Phase Bridge Rectifier 400 Volts

Maximum Ratings

- Operating Temperature: -55°C to +175°C
- Storage Temperature: -55°C to +175°C

MCC Catalog Number	Device Marking	Maximum Reccurent Peak Reverse Voltage	Maximum Avalanche Blockdown Voltage	Maximum Avalanche Blockdown Voltage
		$V_{RRM}(V)$	$V_{BR}(V)$	$V_{BR}(V)$
MB354CA	MB354CA	400V	450V	900V

MB-35



DIMENSIONS

DIM	INCHES		MM		NOTE
	MIN	MAX	MIN	MAX	
A	1.115	1.135	28.33	28.83	
B	.427	.447	10.85	11.35	
C	.428	.468	10.87	11.89	
D	.688	.730	17.48	18.50	
E	.618	.658	15.70	16.71	
G	.193	---	4.90	---	∅
H	.618	.658	15.70	16.71	
J	.530	.570	13.46	14.48	

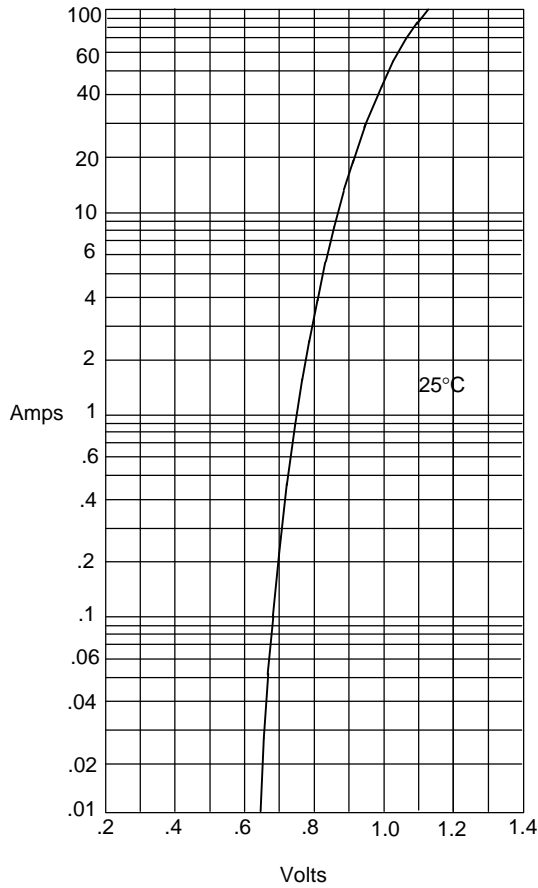
Electrical Characteristics @ 25°C Unless Otherwise Specified

Average Forward Current	$I_{F(AV)}$	35.0A	$T_C = 55^\circ C$
Peak Forward Surge Current	I_{FSM}	400A	8.3ms, half sine
Maximum Forward Voltage Drop Per Element	V_F	1.2V	$I_{FM} = 17.5A$ per element; $T_J = 25^\circ C$
Maximum DC Reverse Current At Rated DC Blocking Voltage	I_R	10 μ A 1.0mA	$T_J = 25^\circ C$ $T_J = 100^\circ C$

*Pulse test: Pulse width 300 μ sec, Duty cycle 1%

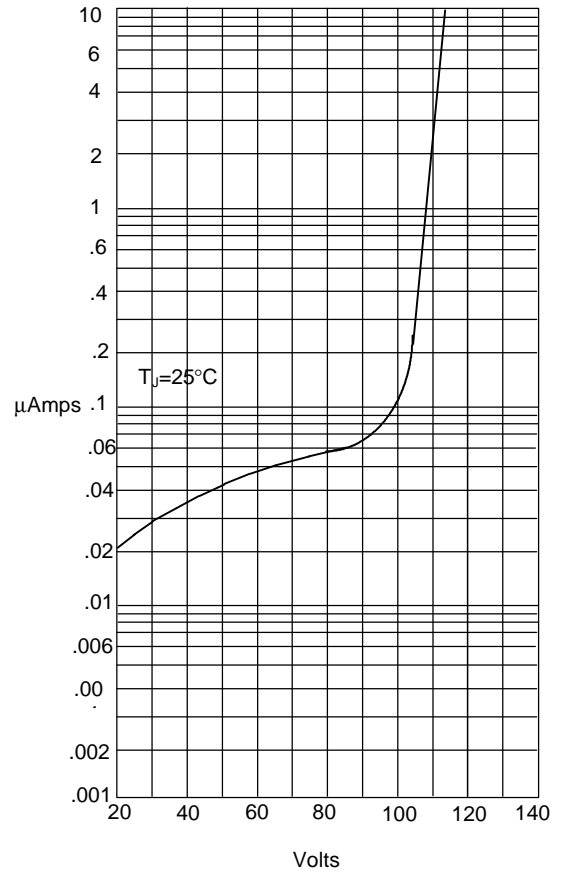
MB354CA

Figure 1
Typical Forward Characteristics



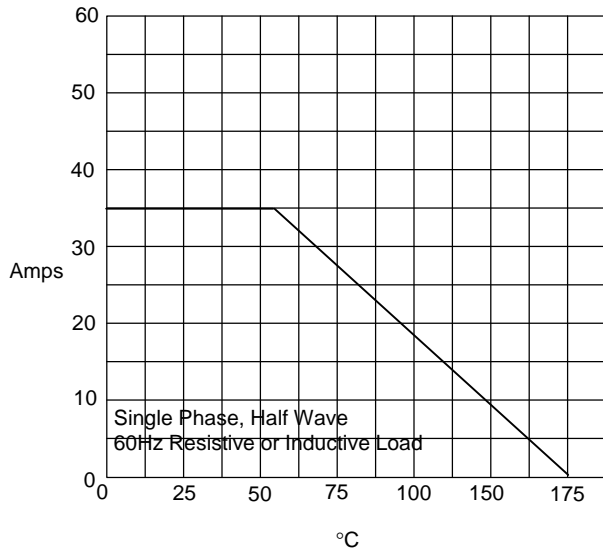
Instantaneous Forward Current - Amperes *versus*
Instantaneous Forward Voltage - Volts

Figure 2
Typical Reverse Characteristics



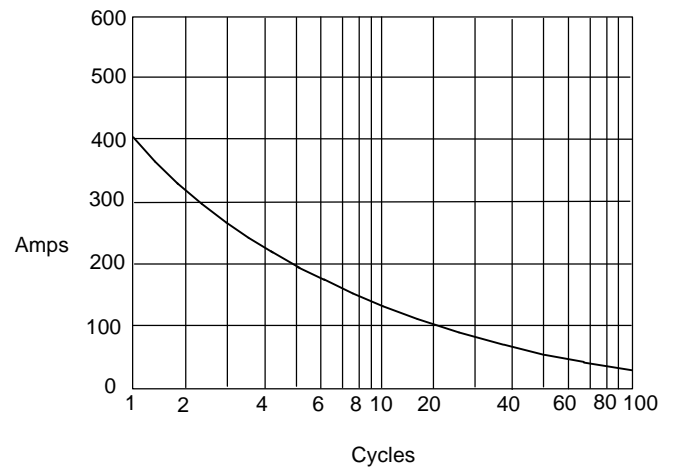
Instantaneous Reverse Leakage Current - MicroAmperes *versus*
Percent Of Rated Peak Reverse Voltage - Volts

Figure 3
Forward Derating Curve



Average Forward Rectified Current - Amperes *versus*
Case Temperature - °C

Figure 4
Peak Forward Surge Current



Peak Forward Surge Current - Amperes *versus*
Number Of Cycles At 60Hz - Cycles