




Micro Commercial Components  
 21201 Itasca Street Chatsworth  
 CA 91311  
 Phone: (818) 701-4933  
 Fax: (818) 701-4939

# PN2907A

## Features

- Through Hole Package
- Capable of 600mWatts of Power Dissipation

Pin Configuration  
 Bottom View



## PNP General Purpose Amplifier

### Electrical Characteristics @ 25°C Unless Otherwise Specified

Symbol	Parameter	Min	Max	Units
<b>OFF CHARACTERISTICS</b>				
$V_{(BR)CEO}$	Collector-Emitter Breakdown Voltage* ( $I_C=10\text{mA}$ , $I_B=0$ )	60		Vdc
$V_{(BR)CBO}$	Collector-Base Breakdown Voltage ( $I_C=10\mu\text{A}$ , $I_E=0$ )	60		Vdc
$V_{(BR)EBO}$	Emitter-Base Breakdown Voltage ( $I_E=10\mu\text{A}$ , $I_C=0$ )	5.0		Vdc
$I_{BL}$	Base Cutoff Current ( $V_{CE}=30\text{Vdc}$ , $V_{BE}=0.5\text{Vdc}$ )		50	nAdc
$I_{CEX}$	Collector Cutoff Current ( $V_{CE}=30\text{Vdc}$ , $V_{BE}=0.5\text{Vdc}$ )		50	nAdc
$I_{CBO}$	Collector Cutoff Current ( $V_{CB}=50\text{Vdc}$ , $I_E=0$ ) ( $V_{CB}=50\text{Vdc}$ , $I_E=0$ , $T_A=150^\circ\text{C}$ )		0.1 10.0	$\mu\text{Adc}$

### ON CHARACTERISTICS

$h_{FE}$	DC Current Gain* ( $I_C=0.1\text{mA}$ , $V_{CE}=10\text{Vdc}$ ) ( $I_C=1.0\text{mA}$ , $V_{CE}=10\text{Vdc}$ ) ( $I_C=10\text{mA}$ , $V_{CE}=10\text{Vdc}$ ) ( $I_C=150\text{mA}$ , $V_{CE}=10\text{Vdc}$ ) ( $I_C=500\text{mA}$ , $V_{CE}=10\text{Vdc}$ )	75 100 100 100 50	300	
$V_{CE(sat)}$	Collector-Emitter Saturation Voltage ( $I_C=150\text{mA}$ , $I_B=15\text{mA}$ ) ( $I_C=500\text{mA}$ , $I_B=50\text{mA}$ )		0.4 1.6	Vdc
$V_{BE(sat)}$	Base-Emitter Saturation Voltage ( $I_C=150\text{mA}$ , $I_B=15\text{mA}$ ) ( $I_C=500\text{mA}$ , $I_B=50\text{mA}$ )		1.3 2.6	Vdc

### SMALL-SIGNAL CHARACTERISTICS

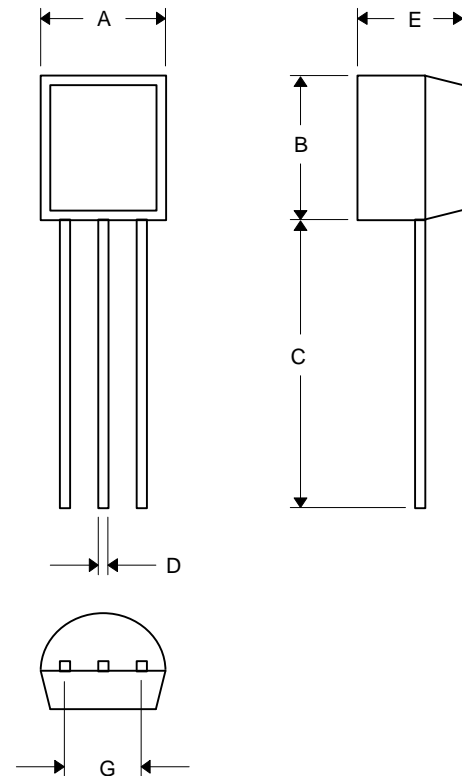
$f_T$	Current Gain-Bandwidth Product ( $I_C=50\text{mA}$ , $V_{CE}=20\text{Vdc}$ , $f=100\text{MHz}$ )	200		MHz
$C_{cbo}$	Output Capacitance ( $V_{CB}=10\text{Vdc}$ , $I_E=0$ , $f=100\text{kHz}$ )		8.0	pF
$C_{ibo}$	Input Capacitance ( $V_{EB}=2.0\text{Vdc}$ , $I_C=0$ , $f=100\text{kHz}$ )		30.0	pF

### SWITCHING CHARACTERISTICS

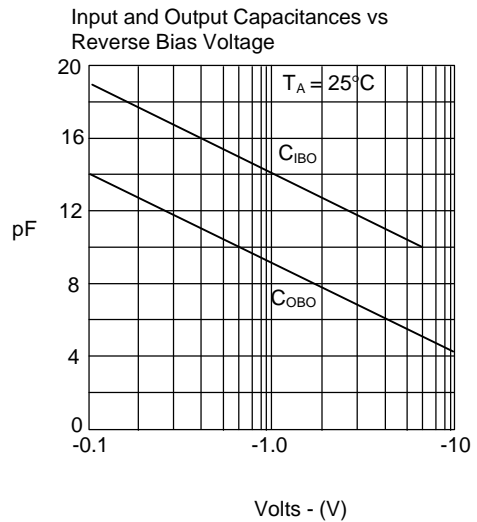
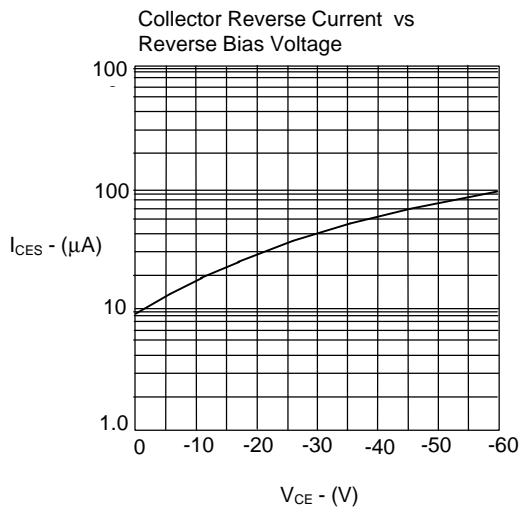
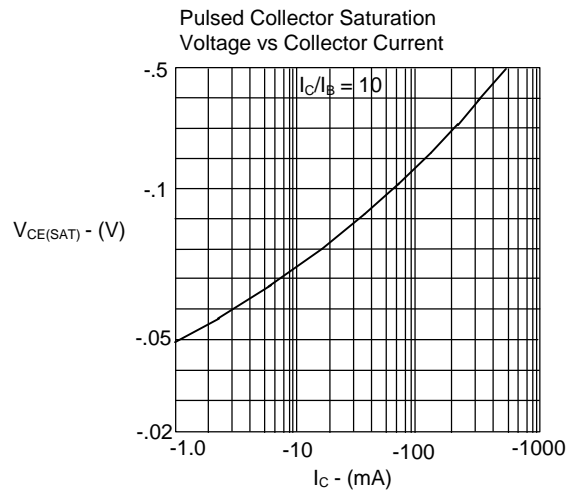
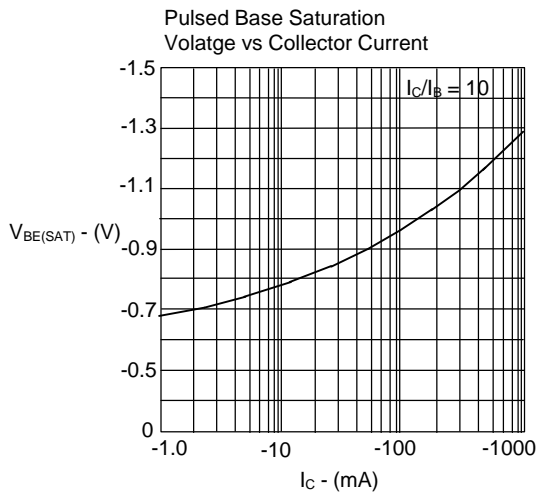
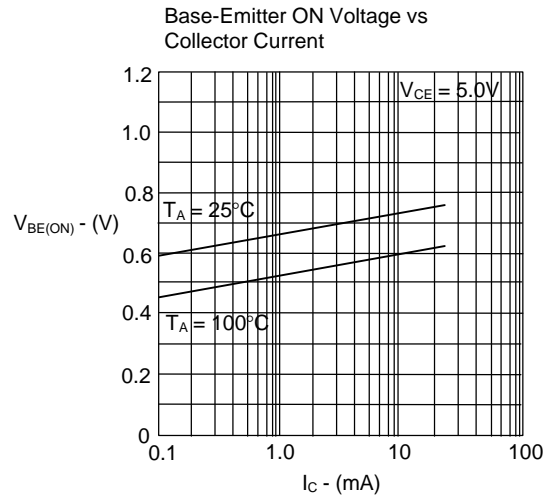
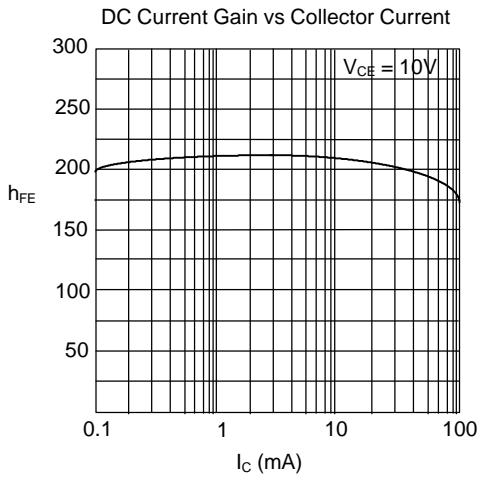
$t_d$	Delay Time	( $V_{CC}=3.0\text{Vdc}$ , $I_C=150\text{mA}$ )	10	ns
$t_r$	Rise Time	( $I_B=15\text{mA}$ )	40	ns
$t_s$	Storage Time	( $V_{CC}=3.0\text{Vdc}$ , $I_C=150\text{mA}$ )	80	ns
$t_f$	Fall Time	( $I_{B1}=I_{B2}=15\text{mA}$ )	30	ns

\*Pulse Width  $\leq 300\mu\text{s}$ , Duty Cycle  $\leq 2.0\%$

### TO-92



DIM	DIMENSIONS				NOTE
	INCHES		MM		
A	.175	.185	4.45	4.70	
B	.175	.185	4.45	4.70	
C	.500	---	12.70	---	
D	.016	.020	0.41	0.63	
E	.135	.145	3.43	3.68	
G	.095	.105	2.42	2.67	



# PN2907A

