



Micro Commercial Components  
 21201 Itasca Street Chatsworth  
 CA 91311  
 Phone: (818) 701-4933  
 Fax: (818) 701-4939

# RS601 THRU RS607

## Features

- Low Leakage
- Low Forward Voltage
- Any Mounting Position
- Silver Plated Copper Leads
- Surge Overload Rating Of 200 Amps

## 6 Amp Single Phase Bridge Rectifier 50 to 1000 Volts

## Maximum Ratings

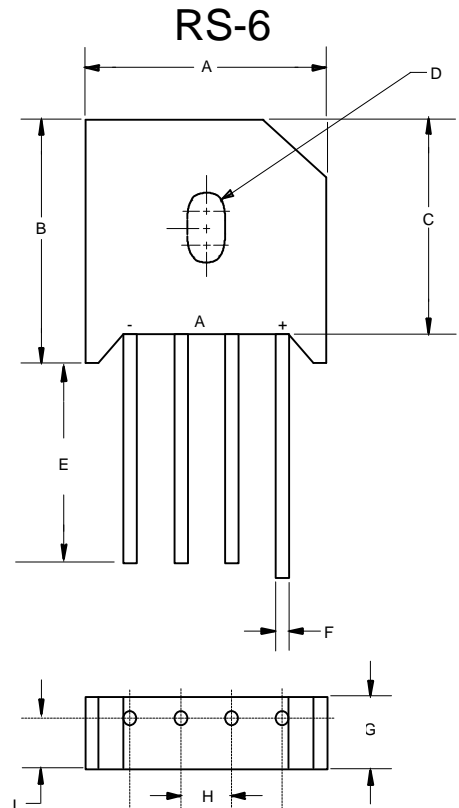
- Operating Temperature: -55°C to +125°C
- Storage Temperature: -55°C to +150°C

Microsemi Catalog Number	Device Marking	Maximum Recurrent Peak Reverse Voltage	Maximum RMS Voltage	Maximum DC Blocking Voltage
RS601	RS601	50V	35V	50V
RS602	RS602	100V	70V	100V
RS603	RS603	200V	140V	200V
RS604	RS604	400V	280V	400V
RS605	RS605	600V	420V	600V
RS606	RS606	800V	560V	800V
RS607	RS607	1000v	700V	1000v

## Electrical Characteristics @ 25°C Unless Otherwise Specified

Average Forward Current	$I_{F(AV)}$	6.0A	$T_A = 65^\circ\text{C}$
Peak Forward Surge Current	$I_{FSM}$	200A	8.3ms, half sine
Maximum Forward Voltage Drop Per Element	$V_F$	1.1V	$I_{FM} = 3.0A;$ $T_J = 25^\circ\text{C}$
Maximum DC Reverse Current At Rated DC Blocking Voltage	$I_R$	10 $\mu$ A 1 mA	$T_A = 25^\circ\text{C}$ $T_A = 100^\circ\text{C}$

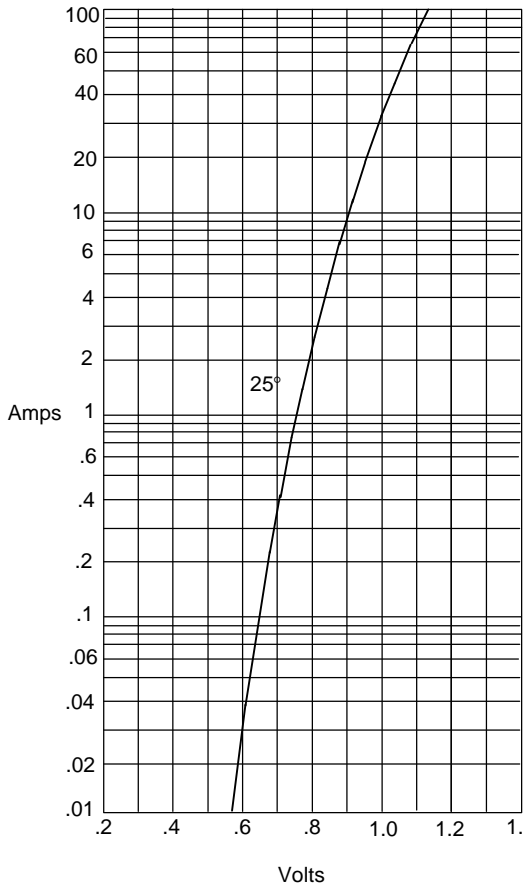
\*Pulse test: Pulse width 300  $\mu$ sec, Duty cycle 1%



DIM	INCHES		MM		NOTE
	MIN	MAX	MIN	MAX	
A	.895	.935	22.70	23.70	
B	---	.760	---	19.30	
C	.660	.700	16.80	17.80	
D	.15 $\varnothing$ x	.23L	3.8 $\varnothing$ x	5.57L	HOLE
E	1.00	---	25.40	---	
F	.048	.052	1.20	1.30	TYP
G	.260	.280	6.60	7.10	
H	.180	.220	4.60	5.60	
I	.185	.205	4.70	5.20	

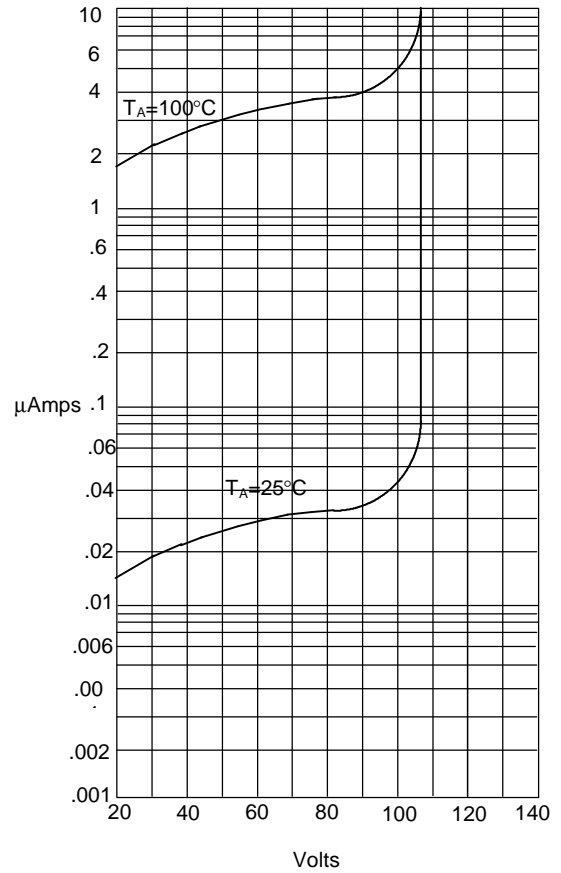
# RS601 thru RS607

Figure 1  
Typical Forward Characteristics



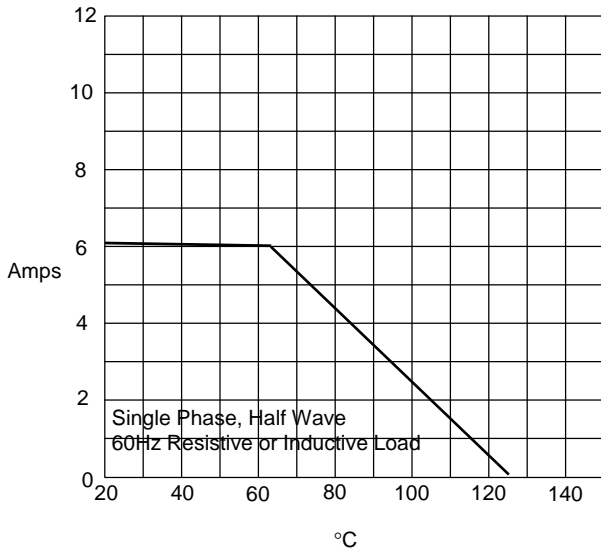
Instantaneous Forward Current - Amperes *versus*  
Instantaneous Forward Voltage - Volts

Figure 2  
Typical Reverse Characteristics



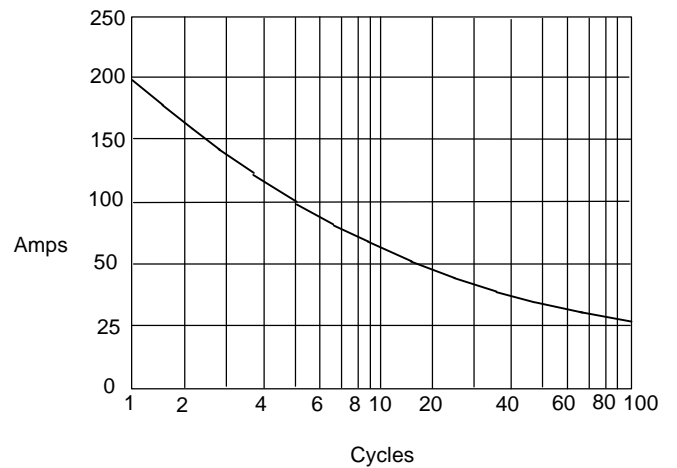
Instantaneous Reverse Leakage Current - MicroAmperes *versus*  
Percent Of Rated Peak Reverse Voltage - Volts

Figure 3  
Forward Derating Curve



Average Forward Rectified Current - Amperes *versus*  
Ambient Temperature - °C

Figure 4  
Peak Forward Surge Current



Peak Forward Surge Current - Amperes *versus*  
Number Of Cycles At 60Hz - Cycles