



Micro Commercial Components
 21201 Itasca Street Chatsworth
 CA 91311
 Phone: (818) 701-4933
 Fax: (818) 701-4939

SMBJ5.0 THRU SMBJ170CA

Features

- For surface mount applications in order to optimize board space
- Low profile package
- Fast response time: typical less than 1.0ps from 0 volts to V_{BR} minimum
- Low inductance
- Excellent clamping capability

Mechanical Data

- CASE: JEDEC DO-214AA
- Terminals: solderable per MIL-STD-750, Method 2026
- Polarity: Color band denotes positive end (cathode) except Bidirectional
- Maximum soldering temperature: 260°C for 10 seconds

Maximum Ratings @ 25°C Unless Otherwise Specified

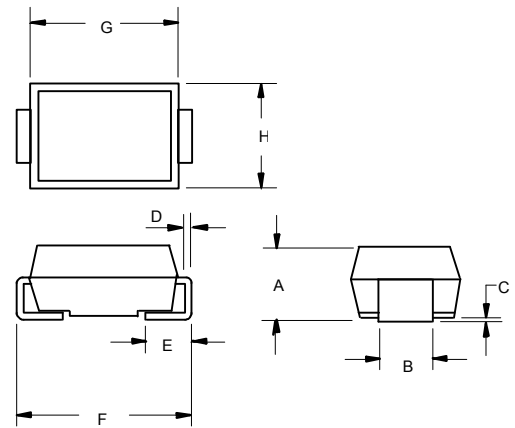
| | | | |
|--|----------------|-----------------|------------|
| Peak Pulse Current on 10/1000us waveform | I_{PP} | See Table 1 | Note: 1 |
| Peak Pulse Power Dissipation | P_{PP} | 600W | Note: 1, 2 |
| Peak Forward Surge Current | I_{FSM} | 100A | Note: 2, 3 |
| Operation And Storage Temperature Range | T_J, T_{STG} | -55°C to +150°C | |
| Thermal Resistance | R | 25°C/W | |

NOTES:

1. Non-repetitive current pulse, per Fig.3 and derated above $T_A=25^\circ\text{C}$ per Fig.2.
2. Mounted on 5.0mm² copper pads to each terminal.
3. 8.3ms, single half sine wave duty cycle=4 pulses per. Minute maximum.
4. Peak pulse current waveform is 10/1000us, with maximum duty Cycle of 0.01%.

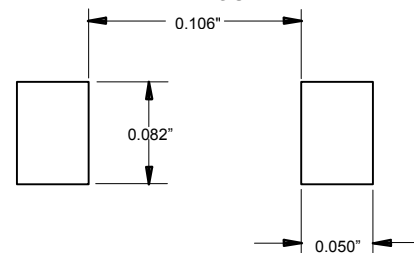
Transient Voltage Suppressor 5.0 to 170 Volts 600 Watt

DO-214AA (SMBJ) (LEAD FRAME)



| DIM | DIMENSIONS | | | | NOTE |
|-----|------------|------|-------|-------|------|
| | INCHES | | MM | | |
| | MIN | MAX | MIN | MAX | |
| A | .083 | .096 | 2.13 | 2.44 | |
| B | .075 | .083 | 1.91 | 2.11 | |
| C | .002 | .008 | 0.051 | 0.203 | |
| D | .006 | .012 | 0.152 | 0.305 | |
| E | .030 | .050 | 0.76 | 1.27 | |
| F | .200 | .220 | 5.08 | 5.59 | |
| G | .160 | .185 | 4.06 | 4.70 | |
| H | .130 | .155 | 3.30 | 3.94 | |

SUGGESTED SOLDER PAD LAYOUT



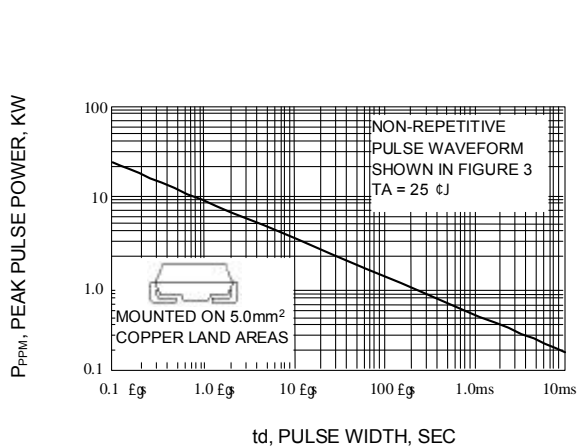


Fig. 1-PEAK PULSE POWER RATING CURVE

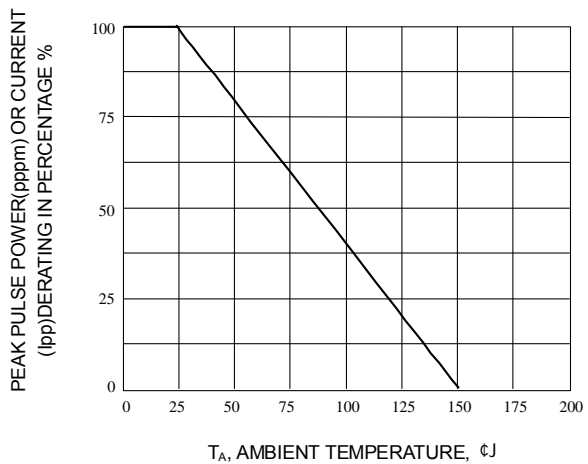


Fig. 2-PULSE DERATING CURVE

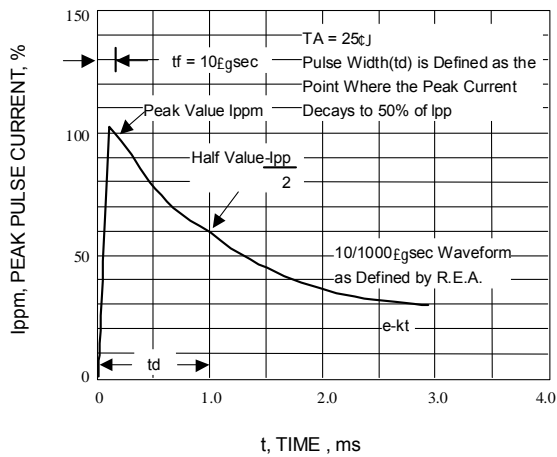


Fig. 3-PULSE WAVEFORM

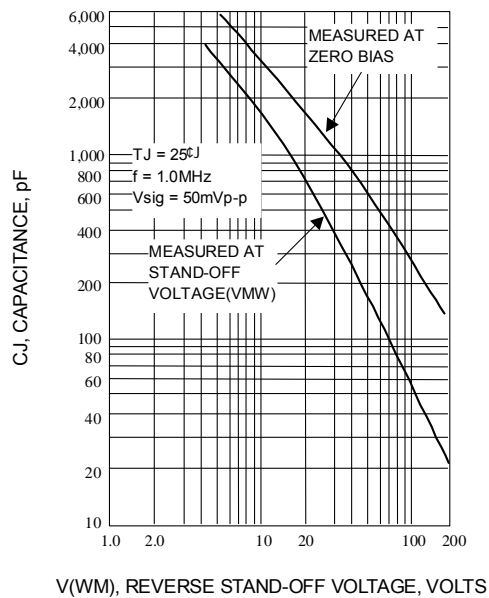


Fig. 4-TYPICAL JUNCTION CAPACITANCE

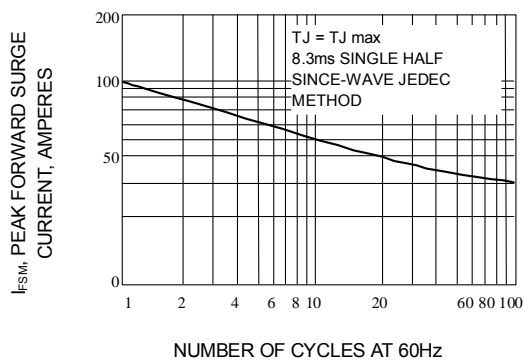


Fig. 5-MAXIMUM NON-REPETITIVE PEAK FORWARD SURGE CURRENT

SMBJ5.0(A) thru SMBJ170(A)

Electrical Characteristics @ 25°C Unless Otherwise Specified

| MCC PART NUMBER | REVERSE STAND-OFF VOLTAGE | BREAKDOWN VOLTAGE | | | MAXIMUM CLAMPING VOLTAGE@ I_{PP} | PEAK PULSE CURRENT I_{PP} | MAXIMUM REVERSE LEAKAGE @ V_{WM} | MARKING CODE | | |
|-----------------|---------------------------|----------------------------|------|------------|------------------------------------|-----------------------------|------------------------------------|--------------|-------|-------|
| | V_{WM} | $V_{(BR)}$ @ I_T (VOLTS) | | I_T (mA) | | | | | VOLTS | I_b |
| | VOLTS | MIN | MAX | | | | | | | |
| SMBJ5.0 | 5.0 | 6.40 | 7.30 | 10 | 9.6 | 62.5 | 800 | KD | | |
| SMBJ5.0A | 5.0 | 6.40 | 7.00 | 10 | 9.2 | 65.2 | 800 | KE | | |
| SMBJ6.0 | 6.0 | 6.67 | 8.15 | 10 | 11.4 | 52.6 | 800 | KF | | |
| SMBJ6.0A | 6.0 | 6.67 | 7.37 | 10 | 10.3 | 58.3 | 800 | KG | | |
| SMBJ6.5 | 6.5 | 7.22 | 8.82 | 10 | 12.3 | 48.7 | 500 | KH | | |
| SMBJ6.5A | 6.5 | 7.22 | 7.98 | 10 | 11.2 | 53.6 | 500 | KK | | |
| SMBJ7.0 | 7.0 | 7.78 | 9.51 | 10 | 13.3 | 45.1 | 200 | KL | | |
| SMBJ7.0A | 7.0 | 7.78 | 8.60 | 10 | 12.0 | 50.0 | 200 | KM | | |
| SMBJ7.5 | 7.5 | 8.33 | 10.2 | 1 | 14.3 | 42.0 | 100 | KN | | |
| SMBJ7.5A | 7.5 | 8.33 | 9.21 | 1 | 12.9 | 46.5 | 100 | KP | | |
| SMBJ8.0 | 8.0 | 8.89 | 10.9 | 1 | 15.0 | 40.0 | 50 | KQ | | |
| SMBJ8.0A | 8.0 | 8.89 | 9.83 | 1 | 13.6 | 44.1 | 50 | KR | | |
| SMBJ8.5 | 8.5 | 9.44 | 11.5 | 1 | 15.9 | 37.7 | 10 | KS | | |
| SMBJ8.5A | 8.5 | 9.44 | 10.4 | 1 | 14.4 | 41.7 | 10 | KT | | |
| SMBJ9.0 | 9.0 | 10.0 | 12.2 | 1 | 16.9 | 35.5 | 5 | KU | | |
| SMBJ9.0A | 9.0 | 10.0 | 11.1 | 1 | 15.4 | 39.0 | 5 | KV | | |
| SMBJ10 | 10 | 11.1 | 13.6 | 1 | 18.8 | 31.9 | 5 | KW | | |
| SMBJ10A | 10 | 11.1 | 12.3 | 1 | 17.0 | 35.3 | 5 | KX | | |
| SMBJ11 | 11 | 12.2 | 14.9 | 1 | 20.1 | 29.9 | 5 | KY | | |
| SMBJ11A | 11 | 12.2 | 13.5 | 1 | 18.2 | 33.0 | 5 | KZ | | |
| SMBJ12 | 12 | 13.3 | 16.3 | 1 | 22.0 | 27.3 | 5 | LD | | |
| SMBJ12A | 12 | 13.3 | 14.7 | 1 | 19.9 | 30.2 | 5 | LE | | |
| SMBJ13 | 13 | 14.4 | 17.6 | 1 | 23.8 | 25.2 | 5 | LF | | |
| SMBJ13A | 13 | 14.4 | 15.9 | 1 | 21.5 | 27.9 | 5 | LG | | |
| SMBJ14 | 14 | 15.6 | 19.1 | 1 | 25.8 | 23.3 | 5 | LH | | |
| SMBJ14A | 14 | 15.6 | 17.2 | 1 | 23.2 | 25.8 | 5 | LK | | |
| SMBJ15 | 15 | 16.7 | 20.4 | 1 | 26.9 | 22.3 | 5 | LL | | |
| SMBJ15A | 15 | 16.7 | 18.5 | 1 | 24.4 | 24.0 | 5 | LM | | |
| SMBJ16 | 16 | 17.8 | 21.8 | 1 | 28.8 | 20.8 | 5 | LN | | |
| SMBJ16A | 16 | 17.8 | 19.7 | 1 | 26.0 | 23.1 | 5 | LP | | |
| SMBJ17 | 17 | 18.9 | 23.1 | 1 | 30.5 | 19.7 | 5 | LQ | | |
| SMBJ17A | 17 | 18.9 | 20.9 | 1 | 27.6 | 21.7 | 5 | LR | | |
| SMBJ18 | 18 | 20.0 | 24.4 | 1 | 32.2 | 18.6 | 5 | LS | | |
| SMBJ18A | 18 | 20.0 | 22.1 | 1 | 29.2 | 20.5 | 5 | LT | | |
| SMBJ20 | 20 | 22.2 | 27.1 | 1 | 35.8 | 16.7 | 5 | LU | | |
| SMBJ20A | 20 | 22.2 | 24.5 | 1 | 32.4 | 18.5 | 5 | LV | | |
| SMBJ22 | 22 | 24.4 | 29.8 | 1 | 39.4 | 15.2 | 5 | LW | | |
| SMBJ22A | 22 | 24.4 | 26.9 | 1 | 35.5 | 16.9 | 5 | LX | | |
| SMBJ24 | 24 | 26.7 | 32.6 | 1 | 43.0 | 14.0 | 5 | LY | | |
| SMBJ24A | 24 | 26.7 | 29.5 | 1 | 38.9 | 15.4 | 5 | LZ | | |
| SMBJ26 | 26 | 28.9 | 35.3 | 1 | 46.6 | 12.4 | 5 | MD | | |
| SMBJ26A | 26 | 28.9 | 31.9 | 1 | 42.1 | 14.2 | 5 | ME | | |

SMBJ5.0(A) thru SMBJ170(A)

Electrical Characteristics @ 25°C Unless Otherwise Specified

| MCC PART NUMBER | REVERSE STAND-OFF VOLTAGE | BREAKDOWN VOLTAGE | | | MAXIMUM CLAMPING VOLTAGE@I _{PP} | PEAK PULSE CURRENT I _{PP} | MAXIMUM REVERSE LEAKAGE @V _{WM} I _b | MARKING CODE |
|-----------------|---------------------------|-----------------------------------|------|---------------------|--|------------------------------------|---|--------------|
| | V _{WM} | V _(BR) @I _T | | I _T (mA) | | | | |
| | VOLTS | MIN | MAX | | | | | |
| SMBJ28 | 28 | 31.1 | 38.0 | 1 | 50.0 | 12.0 | 5 | MF |
| SMBJ28A | 28 | 31.1 | 34.4 | 1 | 45.4 | 13.2 | 5 | MG |
| SMBJ30 | 30 | 33.3 | 40.7 | 1 | 53.5 | 11.2 | 5 | MH |
| SMBJ30A | 30 | 33.3 | 36.8 | 1 | 48.4 | 12.4 | 5 | MK |
| SMBJ33 | 33 | 36.7 | 44.9 | 1 | 59.0 | 10.2 | 5 | ML |
| SMBJ33A | 33 | 36.7 | 40.6 | 1 | 53.3 | 11.3 | 5 | MM |
| SMBJ36 | 36 | 40.0 | 48.9 | 1 | 64.3 | 9.3 | 5 | MN |
| SMBJ36A | 36 | 40.0 | 44.2 | 1 | 58.1 | 10.3 | 5 | MP |
| SMBJ40 | 40 | 44.4 | 54.3 | 1 | 71.4 | 8.4 | 5 | MQ |
| SMBJ40A | 40 | 44.4 | 49.1 | 1 | 64.5 | 9.3 | 5 | MR |
| SMBJ43 | 43 | 47.8 | 58.4 | 1 | 76.7 | 7.8 | 5 | MS |
| SMBJ43A | 43 | 47.8 | 52.8 | 1 | 69.4 | 8.6 | 5 | MT |
| SMBJ45 | 45 | 50.0 | 61.1 | 1 | 80.3 | 7.5 | 5 | MU |
| SMBJ45A | 45 | 50.0 | 55.3 | 1 | 72.7 | 8.3 | 5 | MV |
| SMBJ48 | 48 | 53.3 | 65.1 | 1 | 85.5 | 7.0 | 5 | MW |
| SMBJ48A | 48 | 53.3 | 58.9 | 1 | 77.4 | 7.7 | 5 | MX |
| SMBJ51 | 51 | 56.7 | 69.3 | 1 | 91.1 | 6.6 | 5 | MY |
| SMBJ51A | 51 | 56.7 | 62.7 | 1 | 82.4 | 7.3 | 5 | MZ |
| SMBJ54 | 54 | 60.0 | 73.3 | 1 | 96.3 | 6.2 | 5 | ND |
| SMBJ54A | 54 | 60.0 | 66.3 | 1 | 87.1 | 6.9 | 5 | NE |
| SMBJ58 | 58 | 64.4 | 78.7 | 1 | 103 | 5.8 | 5 | NF |
| SMBJ58A | 58 | 64.4 | 71.2 | 1 | 93.6 | 6.4 | 5 | NG |
| SMBJ60 | 60 | 66.7 | 81.5 | 1 | 107 | 5.6 | 5 | NH |
| SMBJ60A | 60 | 66.7 | 73.7 | 1 | 96.8 | 6.2 | 5 | NK |
| SMBJ64 | 64 | 71.1 | 86.9 | 1 | 114 | 5.3 | 5 | NL |
| SMBJ64A | 64 | 71.1 | 78.6 | 1 | 103 | 5.8 | 5 | NM |
| SMBJ70 | 70 | 77.8 | 95.1 | 1 | 125 | 4.8 | 5 | NN |
| SMBJ70A | 70 | 77.8 | 86.0 | 1 | 113 | 5.3 | 5 | NP |
| SMBJ75 | 75 | 83.3 | 102 | 1 | 134 | 4.5 | 5 | NQ |
| SMBJ75A | 75 | 83.3 | 92.1 | 1 | 121 | 4.9 | 5 | NR |
| SMBJ78 | 78 | 86.7 | 106 | 1 | 139 | 4.3 | 5 | NS |
| SMBJ78A | 78 | 86.7 | 95.8 | 1 | 126 | 4.7 | 5 | NT |
| SMBJ85 | 85 | 94.4 | 115 | 1 | 151 | 3.9 | 5 | NU |
| SMBJ85A | 85 | 94.4 | 104 | 1 | 137 | 4.4 | 5 | NV |
| SMBJ90 | 90 | 100 | 122 | 1 | 160 | 3.8 | 5 | NW |
| SMBJ90A | 90 | 100 | 111 | 1 | 146 | 4.1 | 5 | NX |
| SMBJ100 | 100 | 111 | 136 | 1 | 179 | 3.4 | 5 | NY |
| SMBJ100A | 100 | 111 | 123 | 1 | 162 | 3.7 | 5 | NZ |
| SMBJ110 | 110 | 122 | 149 | 1 | 196 | 3.0 | 5 | PD |
| SMBJ110A | 110 | 122 | 135 | 1 | 177 | 3.4 | 5 | PE |
| SMBJ120 | 120 | 133 | 163 | 1 | 214 | 2.8 | 5 | PF |
| SMBJ120A | 120 | 133 | 147 | 1 | 193 | 3.1 | 5 | PG |

SMBJ5.0(A) thru SMBJ170(A)

Electrical Characteristics @ 25°C Unless Otherwise Specified

| MCC PART NUMBER | REVERSE STAND-OFF VOLTAGE V_{WM} | BREAKDOWN VOLTAGE $V_{(BR)}@I_T$ (VOLTS) | | | MAXIMUM CLAMPING VOLTAGE@ I_{PP} | PEAK PULSE CURRENT I_{PP} | MAXIMUM REVERSE LEAKAGE @ V_{WM} I_b | MARKING CODE |
|-----------------|------------------------------------|--|-----|------------|------------------------------------|-----------------------------|--|--------------|
| | VOLTS | MIN | MAX | I_T (mA) | VOLTS | (AMPS) | (μ A) | |
| SMBJ130 | 130 | 144 | 176 | 1 | 231 | 2.6 | 5 | PH |
| SMBJ130A | 130 | 144 | 159 | 1 | 209 | 2.9 | 5 | PK |
| SMBJ150 | 150 | 167 | 204 | 1 | 268 | 2.2 | 5 | PL |
| SMBJ150A | 150 | 167 | 185 | 1 | 243 | 2.5 | 5 | PM |
| SMBJ160 | 160 | 178 | 218 | 1 | 287 | 2.1 | 5 | PN |
| SMBJ160A | 160 | 178 | 197 | 1 | 259 | 2.3 | 5 | PP |
| SMBJ170 | 170 | 189 | 231 | 1 | 304 | 2.0 | 5 | PQ |
| SMBJ170A | 170 | 189 | 209 | 1 | 275 | 2.2 | 5 | PR |

SMBJ5.0C(A) thru SMBJ170C(A)

Electrical Characteristics @ 25°C Unless Otherwise Specified

| MCC PART NUMBER | REVERSE STAND-OFF VOLTAGE | BREAKDOWN VOLTAGE | | | MAXIMUM CLAMPING VOLTAGE@ I_{PP} | PEAK PULSE CURRENT | MAXIMUM REVERSE LEAKAGE @ V_{WM} | MARKING CODE |
|-----------------|---------------------------|--------------------------|------|------------|------------------------------------|--------------------|------------------------------------|--------------|
| | V_{WM} | $V_{(BR)} @ I_T$ (VOLTS) | | I_T (mA) | | | | |
| | VOLTS | MIN | MAX | | VOLTS | (AMPS) | (μ A) | |
| SMBJ5.0C | 5.0 | 6.40 | 7.30 | 10 | 9.6 | 62.5 | 1600 | AD |
| SMBJ5.0CA | 5.0 | 6.40 | 7.00 | 10 | 9.2 | 65.2 | 1600 | AE |
| SMBJ6.0C | 6.0 | 6.67 | 8.15 | 10 | 11.4 | 52.6 | 1600 | AF |
| SMBJ6.0CA | 6.0 | 6.67 | 7.37 | 10 | 10.3 | 58.3 | 1600 | AG |
| SMBJ6.5C | 6.5 | 7.22 | 8.82 | 10 | 12.3 | 48.7 | 1000 | AH |
| SMBJ6.5CA | 6.5 | 7.22 | 7.98 | 10 | 11.2 | 53.6 | 1000 | AK |
| SMBJ7.0C | 7.0 | 7.78 | 9.51 | 10 | 13.3 | 45.1 | 400 | AL |
| SMBJ7.0CA | 7.0 | 7.78 | 8.60 | 10 | 12.0 | 50.0 | 400 | AM |
| SMBJ7.5C | 7.5 | 8.33 | 10.2 | 1 | 14.3 | 42.0 | 200 | AN |
| SMBJ7.5CA | 7.5 | 8.33 | 9.21 | 1 | 12.9 | 46.5 | 200 | AP |
| SMBJ8.0C | 8.0 | 8.89 | 10.9 | 1 | 15.0 | 40.0 | 100 | AQ |
| SMBJ8.0CA | 8.0 | 8.89 | 9.83 | 1 | 13.6 | 44.1 | 100 | AR |
| SMBJ8.5C | 8.5 | 9.44 | 11.5 | 1 | 15.9 | 37.7 | 20 | AS |
| SMBJ8.5CA | 8.5 | 9.44 | 10.4 | 1 | 14.4 | 41.7 | 20 | AT |
| SMBJ9.0C | 9.0 | 10.0 | 12.2 | 1 | 16.9 | 35.5 | 10 | AU |
| SMBJ9.0CA | 9.0 | 10.0 | 11.1 | 1 | 15.4 | 39.0 | 10 | AV |
| SMBJ10C | 10 | 11.1 | 13.6 | 1 | 18.8 | 31.9 | 5 | AW |
| SMBJ10CA | 10 | 11.1 | 12.3 | 1 | 17.0 | 35.3 | 5 | AX |
| SMBJ11C | 11 | 12.2 | 14.9 | 1 | 20.1 | 29.9 | 5 | AY |
| SMBJ11CA | 11 | 12.2 | 13.5 | 1 | 18.2 | 33.0 | 5 | AZ |
| SMBJ12C | 12 | 13.3 | 16.3 | 1 | 22.0 | 27.3 | 5 | BD |
| SMBJ12CA | 12 | 13.3 | 14.7 | 1 | 19.9 | 30.2 | 5 | BE |
| SMBJ13C | 13 | 14.4 | 17.6 | 1 | 23.8 | 25.2 | 5 | BF |
| SMBJ13CA | 13 | 14.4 | 15.9 | 1 | 21.5 | 27.9 | 5 | BG |
| SMBJ14C | 14 | 15.6 | 19.1 | 1 | 25.8 | 23.3 | 5 | BH |
| SMBJ14CA | 14 | 15.6 | 17.2 | 1 | 23.2 | 25.8 | 5 | BK |
| SMBJ15C | 15 | 16.7 | 20.4 | 1 | 26.9 | 22.3 | 5 | BL |
| SMBJ15CA | 15 | 16.7 | 18.5 | 1 | 24.4 | 24.0 | 5 | BM |
| SMBJ16C | 16 | 17.8 | 21.8 | 1 | 28.8 | 20.8 | 5 | BN |
| SMBJ16CA | 16 | 17.8 | 19.7 | 1 | 26.0 | 23.1 | 5 | BP |
| SMBJ17C | 17 | 18.9 | 23.1 | 1 | 30.5 | 19.7 | 5 | BQ |
| SMBJ17CA | 17 | 18.9 | 20.9 | 1 | 27.6 | 21.7 | 5 | BR |
| SMBJ18C | 18 | 20.0 | 24.4 | 1 | 32.2 | 18.6 | 5 | BS |
| SMBJ18CA | 18 | 20.0 | 22.1 | 1 | 29.2 | 20.5 | 5 | BT |
| SMBJ20C | 20 | 22.2 | 27.1 | 1 | 35.8 | 16.7 | 5 | BU |
| SMBJ20CA | 20 | 22.2 | 24.5 | 1 | 32.4 | 18.5 | 5 | BV |
| SMBJ22C | 22 | 24.4 | 29.8 | 1 | 39.4 | 15.2 | 5 | BW |
| SMBJ22CA | 22 | 24.4 | 26.9 | 1 | 35.5 | 16.9 | 5 | BX |
| SMBJ24C | 24 | 26.7 | 32.6 | 1 | 43.0 | 14.0 | 5 | BY |
| SMBJ24CA | 24 | 26.7 | 29.5 | 1 | 38.9 | 15.4 | 5 | BZ |
| SMBJ26C | 26 | 28.9 | 35.3 | 1 | 46.6 | 12.4 | 5 | CD |
| SMBJ26CA | 26 | 28.9 | 31.9 | 1 | 42.1 | 14.2 | 5 | CE |

SMBJ5.0C(A) thru SMBJ170C(A)

Electrical Characteristics @ 25°C Unless Otherwise Specified

| MCC PART NUMBER | REVERSE STAND-OFF VOLTAGE | BREAKDOWN VOLTAGE | | | MAXIMUM CLAMPING VOLTAGE@I _{PP} | PEAK PULSE CURRENT I _{PP} | MAXIMUM REVERSE LEAKAGE @V _{WM} I _b | MARKING CODE |
|-----------------|---------------------------|---|------|---------------------|--|------------------------------------|---|--------------|
| | V _{WM} | V _(BR) @I _T (VOLTS) | | I _T (mA) | | | | |
| | VOLTS | MIN | MAX | | | | | |
| SMBJ28C | 28 | 31.1 | 38.0 | 1 | 50.0 | 12.0 | 5 | CF |
| SMBJ28CA | 28 | 31.1 | 34.4 | 1 | 45.4 | 13.2 | 5 | CG |
| SMBJ30C | 30 | 33.3 | 40.7 | 1 | 53.5 | 11.2 | 5 | CH |
| SMBJ30CA | 30 | 33.3 | 36.8 | 1 | 48.4 | 12.4 | 5 | CK |
| SMBJ33C | 33 | 36.7 | 44.9 | 1 | 59.0 | 10.2 | 5 | CL |
| SMBJ33CA | 33 | 36.7 | 40.6 | 1 | 53.3 | 11.3 | 5 | CM |
| SMBJ36C | 36 | 40.0 | 48.9 | 1 | 64.3 | 9.3 | 5 | CN |
| SMBJ36CA | 36 | 40.0 | 44.2 | 1 | 58.1 | 10.3 | 5 | CP |
| SMBJ40C | 40 | 44.4 | 54.3 | 1 | 71.4 | 8.4 | 5 | CQ |
| SMBJ40CA | 40 | 44.4 | 49.1 | 1 | 64.5 | 9.3 | 5 | CR |
| SMBJ43C | 43 | 47.8 | 58.4 | 1 | 76.7 | 7.8 | 5 | CS |
| SMBJ43CA | 43 | 47.8 | 52.8 | 1 | 69.4 | 8.6 | 5 | CT |
| SMBJ45C | 45 | 50.0 | 61.1 | 1 | 80.3 | 7.5 | 5 | CU |
| SMBJ45CA | 45 | 50.0 | 55.3 | 1 | 72.7 | 8.3 | 5 | CV |
| SMBJ48C | 48 | 53.3 | 65.1 | 1 | 85.5 | 7.0 | 5 | CW |
| SMBJ48CA | 48 | 53.3 | 58.9 | 1 | 77.4 | 7.7 | 5 | CX |
| SMBJ51C | 51 | 56.7 | 69.3 | 1 | 91.1 | 6.6 | 5 | CY |
| SMBJ51CA | 51 | 56.7 | 62.7 | 1 | 82.4 | 7.3 | 5 | CZ |
| SMBJ54C | 54 | 60.0 | 73.3 | 1 | 96.3 | 6.2 | 5 | DD |
| SMBJ54CA | 54 | 60.0 | 66.3 | 1 | 87.1 | 6.9 | 5 | DE |
| SMBJ58C | 58 | 64.4 | 78.7 | 1 | 103 | 5.8 | 5 | DF |
| SMBJ58CA | 58 | 64.4 | 71.2 | 1 | 93.6 | 6.4 | 5 | DG |
| SMBJ60C | 60 | 66.7 | 81.5 | 1 | 107 | 5.6 | 5 | DH |
| SMBJ60CA | 60 | 66.7 | 73.7 | 1 | 96.8 | 6.2 | 5 | DK |
| SMBJ64C | 64 | 71.1 | 86.9 | 1 | 114 | 5.3 | 5 | DL |
| SMBJ64CA | 64 | 71.1 | 78.6 | 1 | 103 | 5.8 | 5 | DM |
| SMBJ70C | 70 | 77.8 | 95.1 | 1 | 125 | 4.8 | 5 | DN |
| SMBJ70CA | 70 | 77.8 | 86.0 | 1 | 113 | 5.3 | 5 | DP |
| SMBJ75C | 75 | 83.3 | 102 | 1 | 134 | 4.5 | 5 | DQ |
| SMBJ75CA | 75 | 83.3 | 92.1 | 1 | 121 | 4.9 | 5 | DR |
| SMBJ78C | 78 | 86.7 | 106 | 1 | 139 | 4.3 | 5 | DS |
| SMBJ78CA | 78 | 86.7 | 95.8 | 1 | 126 | 4.7 | 5 | DT |
| SMBJ85C | 85 | 94.4 | 115 | 1 | 151 | 3.9 | 5 | DU |
| SMBJ85CA | 85 | 94.4 | 104 | 1 | 137 | 4.4 | 5 | DV |
| SMBJ90C | 90 | 100 | 122 | 1 | 160 | 3.8 | 5 | DW |
| SMBJ90CA | 90 | 100 | 111 | 1 | 146 | 4.1 | 5 | DX |
| SMBJ100C | 100 | 111 | 136 | 1 | 179 | 3.4 | 5 | DY |
| SMBJ100CA | 100 | 111 | 123 | 1 | 162 | 3.7 | 5 | DZ |
| SMBJ110C | 110 | 122 | 149 | 1 | 196 | 3.0 | 5 | ED |
| SMBJ110CA | 110 | 122 | 135 | 1 | 177 | 3.4 | 5 | EE |
| SMBJ120C | 120 | 133 | 163 | 1 | 214 | 2.8 | 5 | EF |
| SMBJ120CA | 120 | 133 | 147 | 1 | 193 | 3.1 | 5 | EG |

SMBJ5.0C(A) thru SMBJ170C(A)

Electrical Characteristics @ 25°C Unless Otherwise Specified

| MCC PART NUMBER | REVERSE STAND-OFF VOLTAGE V_{WM} | BREAKDOWN VOLTAGE $V_{(BR)}@I_T$ (VOLTS) | | | MAXIMUM CLAMPING VOLTAGE@ I_{PP} | PEAK PULSE CURRENT I_{PP} | MAXIMUM REVERSE LEAKAGE @ V_{WM} I_b | MARKING CODE |
|-----------------|------------------------------------|--|-----|------------|------------------------------------|-----------------------------|--|--------------|
| | VOLTS | MIN | MAX | I_T (mA) | VOLTS | (AMPS) | (μ A) | |
| SMBJ130C | 130 | 144 | 176 | 1 | 231 | 2.6 | 5 | EH |
| SMBJ130CA | 130 | 144 | 159 | 1 | 209 | 2.9 | 5 | EK |
| SMBJ150C | 150 | 167 | 204 | 1 | 268 | 2.2 | 5 | EL |
| SMBJ150CA | 150 | 167 | 185 | 1 | 243 | 2.5 | 5 | EM |
| SMBJ160C | 160 | 178 | 218 | 1 | 287 | 2.1 | 5 | EN |
| SMBJ160CA | 160 | 178 | 197 | 1 | 259 | 2.3 | 5 | EP |
| SMBJ170C | 170 | 189 | 231 | 1 | 304 | 2.0 | 5 | EQ |
| SMBJ170CA | 170 | 189 | 209 | 1 | 275 | 2.2 | 5 | ER |