


USB0803C THRU USB0824C

TVSarray[®] Series



DESCRIPTION (500 watt)

This TRANSIENT VOLTAGE SUPPRESSOR (TVS) array is packaged in an SO-8 configuration giving protection to 2 Bidirectional data or interface lines. It is designed for use in applications where protection is required at the board level from voltage transients caused by electrostatic discharge (ESD) as defined in IEC 1000-4-2, electrical fast transients (EFT) per IEC 1000-4-4 and effects of secondary lighting.

These TVS arrays have a peak power rating of 500 watts for an 8/20µsec pulse. This array is suitable for protection of sensitive circuitry consisting of TTL, CMOS DRAM's, SRAM's, HCMOS, HSIC microprocessors, **UNIVERSAL SERIAL BUS (USB)** and I/O transceivers. The USB08XXC product provides board level protection from static electricity and other induced voltage surges that can damage or upset sensitive circuitry.

FEATURES

- Protects up to 2 Bidirectional lines
- Surge protection Per IEC 1000-4-2, IEC 1000-4-4
- Provides electrically isolated protection
- SO-8 Packaging
- **ULTRA LOW CAPACITANCE 5 pF per line pair**
- **ULTRA LOW LEAKAGE**

MECHANICAL

- Molded SO-8 Surface Mount
- Weight: 0.066 grams (approximate)
- Marking: Logo, device number, date code
- Pin #1 defined by DOT on top of package

MAXIMUM RATINGS

- Operating Temperatures: -55°C to +150°C
- Storage Temperature: -55°C to +150°C
- Peak Pulse Power: 500 Watts (8/20 µsec, Figure 1)
- Pulse Repetition Rate: <.01%

PACKAGING

- Tape & Reel EIA Standard 481-1-A
- 13 inch reel 2,500, pieces (OPTIONAL)
- Carrier tubes 95 pcs per (STANDARD)

ELECTRICAL CHARACTERISTICS PER LINE @ 25°C Unless otherwise specified

PART NUMBER	DEVICE MARKING	STAND OFF VOLTAGE V_{WM}	BREAKDOWN VOLTAGE V_{BR} @1 mA	CLAMPING VOLTAGE V_C @ 1 Amp (FIGURE 2) VOLTS	CLAMPING VOLTAGE V_C @ 5 Amp (FIGURE 2) VOLTS	LEAKAGE CURRENT I_D @ V_{WM}	CAPACITANCE (f=1 MHz) @0V C	TEMPERATURE COEFFICIENT OF V_{BR} α_{VBR}
		VOLTS	VOLTS	VOLTS	VOLTS	µA	pF	mV/°C
			MIN	MAX	MAX	MAX	MAX	MAX
USB0803C	U3C	3.3	4	7	11	200	5	-5
USB0805C	U5C	5.0	6.0	9.8	13	40	5	1
USB0812C	U12C	12.0	13.3	19	26	1	5	8
USB0815C	U15C	15.0	16.7	24	32	1	5	11
USB0824C	U24C	24.0	26.7	43	57	1	5	28

NOTE: TVS product is normally selected based on its stand off Voltage V_{WM} . Product selected voltage should be equal to or greater than the continuous peak operating voltage of the circuit to be protected.

Application: The USB08XXC product is designed for transient voltage suppression protection of ESD sensitive components at the board level. It is an ideal product to be used for protection of I/O Transceivers.

WAVE FORMS

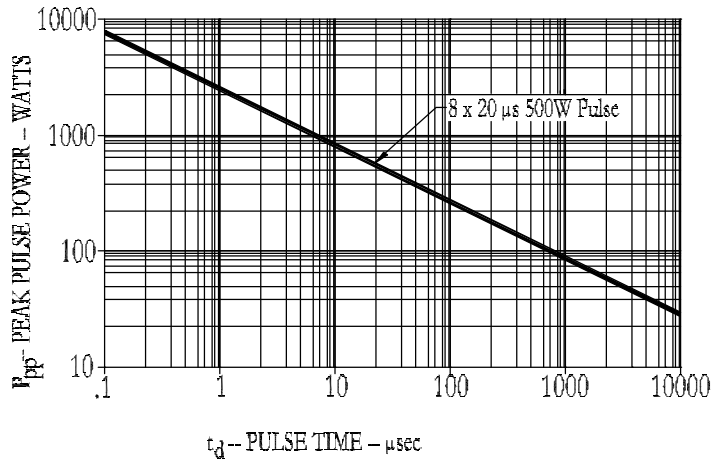


FIGURE 1
Peak Pulse Power Vs Pulse Time

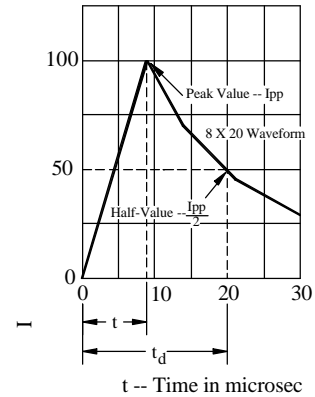


FIGURE 2
Pulse Wave Form

