

ULTRA WIDE BAND, HIGH SLEW RATE SINGLE OPERATIONAL AMPLIFIER

■ GENERAL DESCRIPTION

The NJM2136 is an ultra wide band, high slew rate single operational amplifier operated from low voltage ($\pm 1.35V$).

It can apply to active filter, high speed analog and digital signal processor, line driver, HDTV, industrial measurement equipment and others.

It can also apply to portable communication items because of low operating voltage and low operating current.

■ PACKAGE OUTLINE



NJM2136V

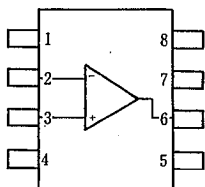


NJM2136M

■ FEATURES

- Input Offset Voltage Balance
- Operating Voltage ($\pm 1.35V \sim \pm 6V$)
- Ultra Wide Band (200MHz typ.)
- High Slew Rate ($45V/\mu s$ typ.)
- Low Operating Current (0.63mA typ.)
- Bipolar Technology
- Package Outline SSOP8, DMP8

■ PIN CONFIGURATION

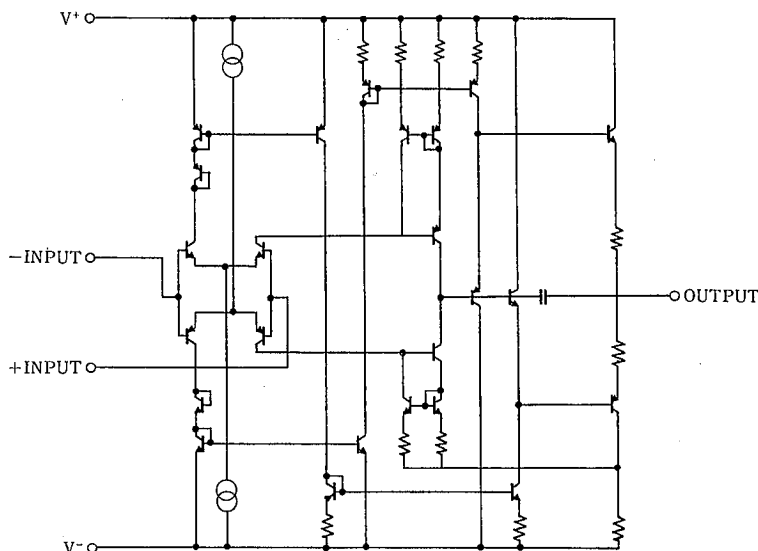


NJM2136M
NJM2136V

PIN FUNCTION

1. BAL
2. -INPUT
3. +INPUT
4. V⁻
5. V⁺
6. OUTPUT
7. V⁺
8. BAL

■ EQUIVALENT CIRCUIT



■ ABSOLUTE MAXIMUM RATINGS

(Ta=25°C)

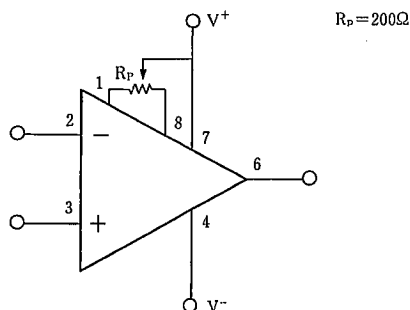
PARAMETER	SYMBOL	RATINGS	UNIT
Supply Voltage	V ⁺ /V ⁻	±6.75	V
Differential Input Voltage	V _{ID}	±3	V
Power Dissipation	P _D	(SSOP-8) 250 (DMP-8) 300	mW
Operating Temperature Range	T _{opr}	-40~+85	°C
Storage Temperature Range	T _{stg}	-50~+125	°C

■ ELECTRICAL CHARACTERISTICS

(V⁺/V⁻ = ±2.5V, Ta=25°C)

PARAMETER	SYMBOL	TEST CONDITIONS	MIN.	TYP.	MAX.	UNIT	
Operating Voltage	V ⁺ /V ⁻		±1.35	±2.50	±6.00	V	
Input Offset Voltage	V _{IO}	R _S ≤ 0Ω	-	1.0	5.0	mV	
Input Bias Current	I _B		-	0.5	2.0	μA	
Input Offset Current	I _{IO}		-	20	200	nA	
Large Signal Voltage Gain	A _V	R _L ≥ 10kΩ	65	75	-	dB	
Input Common Mode Voltage Range	V _{ICM}		1.2	1.5	-	V	
			-1.2	-1.5	-		
Common Mode Rejection Ratio	CMR	-1V ≤ V _{cm} ≤ +1V	45	60	-	dB	
Supply Voltage Rejection Ratio			+SVR	70	100	-	dB
			-SVR	50	60	-	
Maximum Output Voltage Swing	V _{OM}	R _L = 1kΩ	1.1	1.4	-	V	
			-0.9	-1.2	-		
Operating Current	I _{CC}	R _L = ∞ (all Amp.)	-	0.63	0.82	mA	
Slew Rate	SR	A _V = 0dB	-	45	-	V/μs	
Gain Bandwidth Product	GB	60dB · 500kHz	120	200	-	MHz	
Phase Margin	φ _M	40dB	-	25	-	deg	
Unity Gain Bandwidth	f _r	40dB	-	40	-	MHz	

■ OFFSET ADJUSTMENT METHOD



(note) The electrical characteristics change a little, in case the R_p is connected.

MEMO

[CAUTION]

The specifications on this databook are only given for information, without any guarantee as regards either mistakes or omissions. The application circuits in this databook are described only to show representative usages of the product and not intended for the guarantee or permission of any right including the industrial rights.