

SWITCHING TYPE POWER SUPPLY APPLICATION.
CONVERTER & CHOPPER APPLICATION.

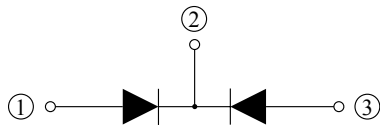
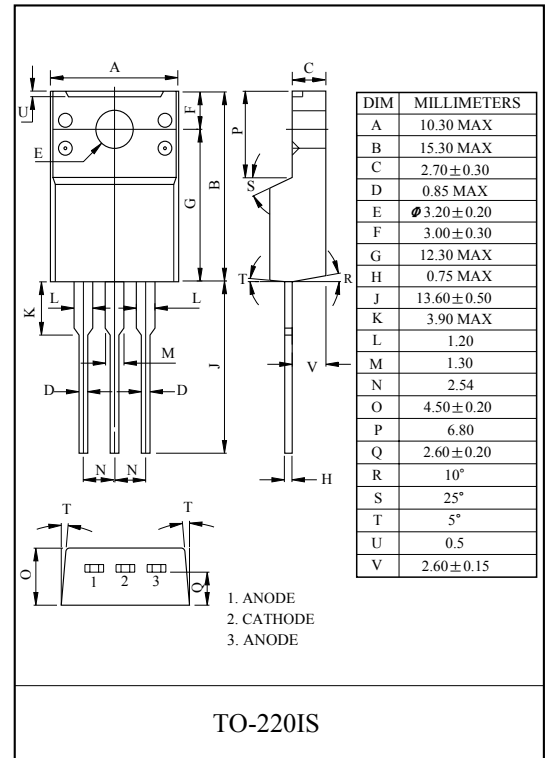
FEATURES

- Average Output Rectified Current
: $I_O=10A$ ($T_c=114^\circ C$).
- Repetitive Peak Reverse Voltage
: $V_{RRM}=60V$.
- Fast Reverse Recovery Time : $t_{rr}=35ns$.
- Low Peak Forward Voltage : $0.52V$ (Typ.)

MAXIMUM RATING ($T_a=25^\circ C$)

CHARACTERISTIC	SYMBOL	RATING	UNIT
Repetitive Peak Reverse Voltage	V_{RRM}	60	V
Average Output Rectified Current ($T_c=114^\circ C$) (Rated V_R) (Note)	I_O	10	A
Peak One Cycle Surge Forward Current (Non-Repetitive 60Hz)	I_{FSM}	100	A
Junction Temperature	T_j	-40 ~ 150	$^\circ C$
Storage Temperature Range	T_{stg}	-55 ~ 150	$^\circ C$

Note : average forward current of centertap full wave connection.



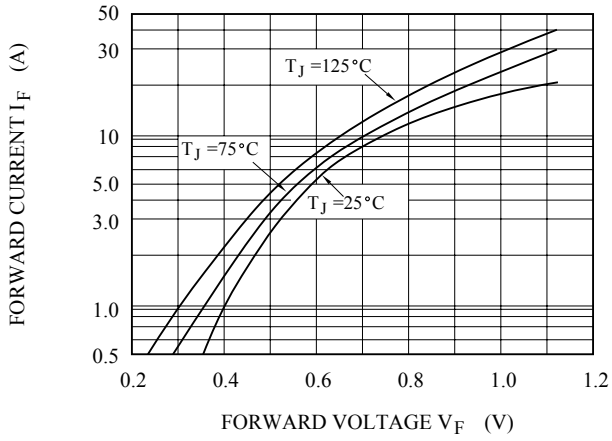
ELECTRICAL CHARACTERISTICS ($T_a=25^\circ C$)

CHARACTERISTIC	SYMBOL	TEST CONDITION	MIN.	TYP.	MAX.	UNIT
Peak Forward Voltage (Note)	V_{FM}	$I_{FM}=5A$	-	0.52	0.58	V
Repetitive Peak Reverse Current (Note)	I_{RRM}	$V_{RRM}=\text{Rated}$	-	-	0.5	mA
Reverse Recovery Time (Note)	t_{rr}	$I_F=1.0A, di/dt=-30A/\mu s$	-	-	35	ns
Thermal Resistance (Note)	$R_{th(j-c)}$	Juction to Case	-	-	4.0	$^\circ C/W$

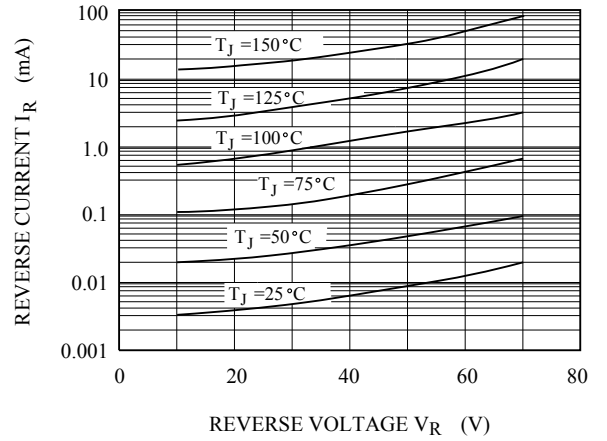
Note : A value of one cell

B10A60VIC

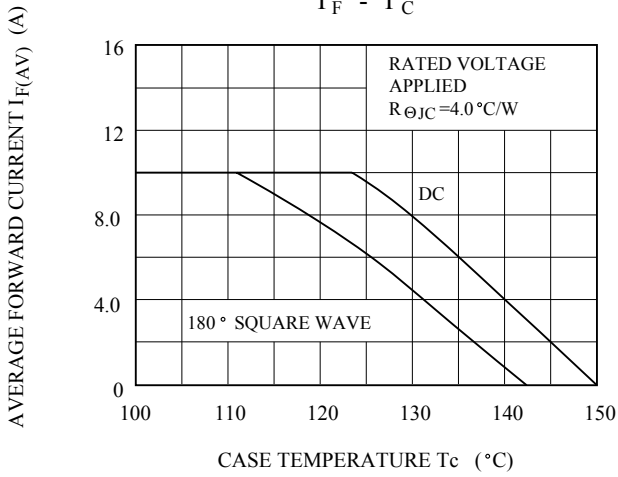
$I_F - V_F$



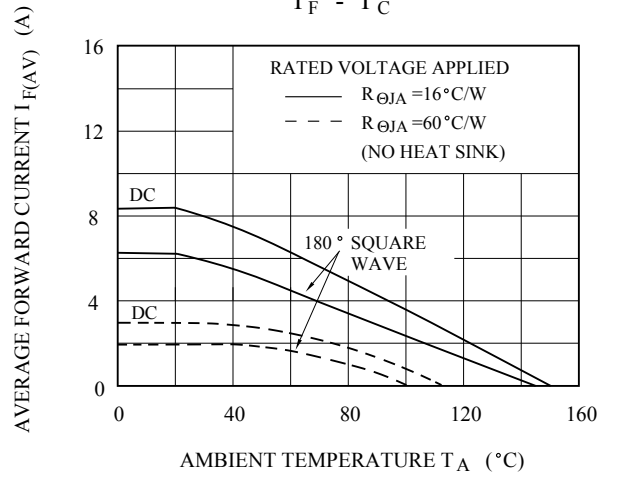
$I_R - V_R$



$I_F - T_C$



$I_F - T_A$



$P_{F(AV)} - I_{F(AV)}$

