

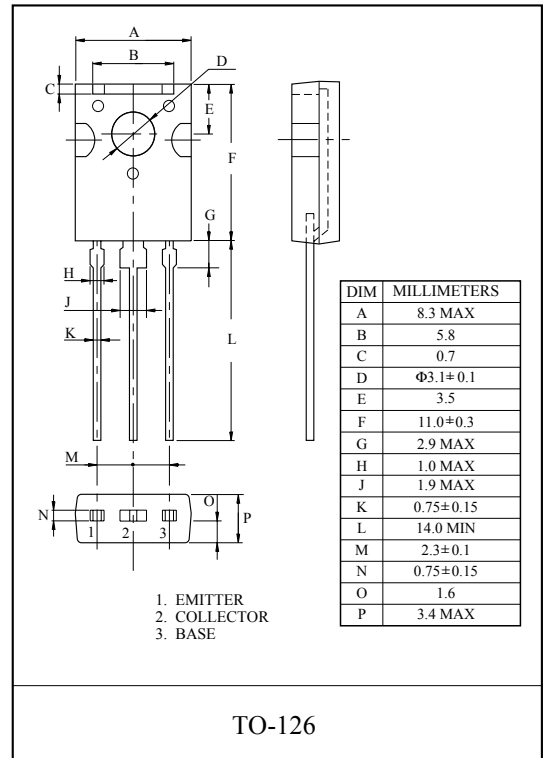
HIGH-DEFINITION CRT DISPLAY,
VIDEO OUTPUT APPLICATIONS.

FEATURES

- High breakdown voltage : $V_{CE0} \geq 300V$.
- Small reverse transfer capacitance and excellent high frequency characteristic.
: $C_{re} = 2.3pF$ ($V_{CB} = 30V, f = 1MHz$)
- Complementary KTC3503.

MAXIMUM RATING ($T_a = 25^\circ C$)

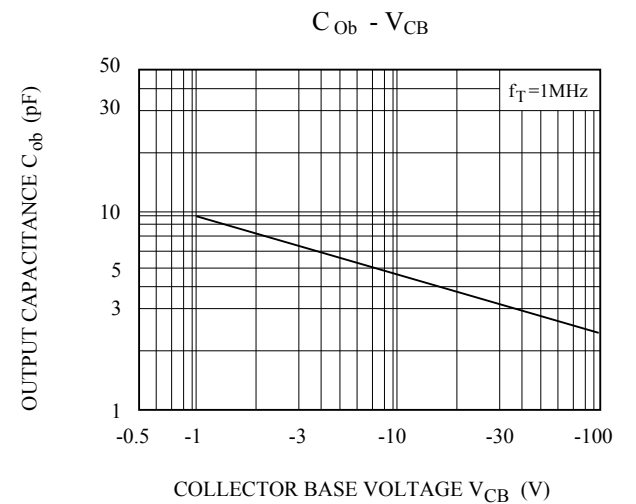
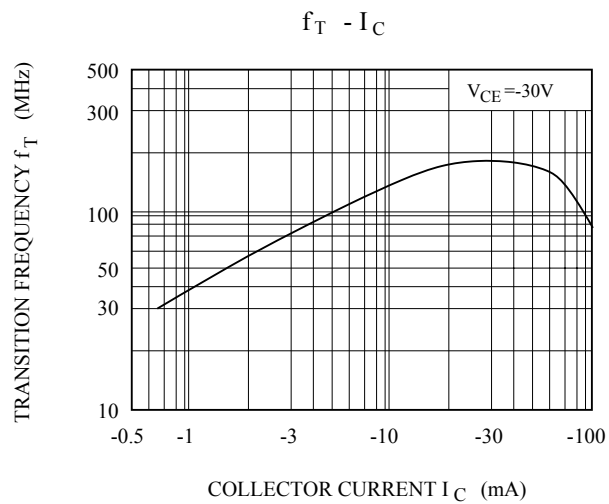
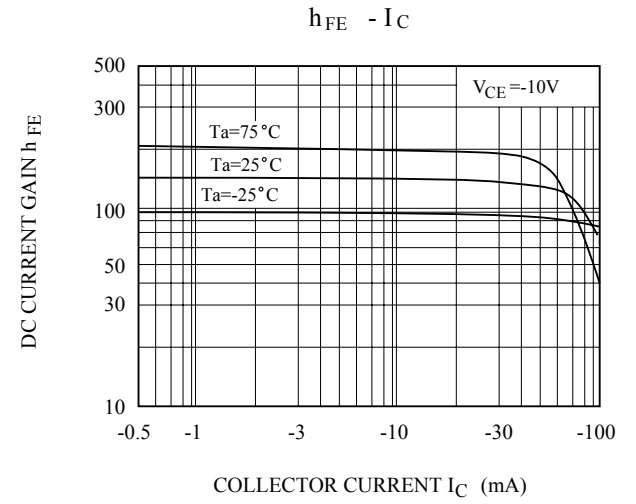
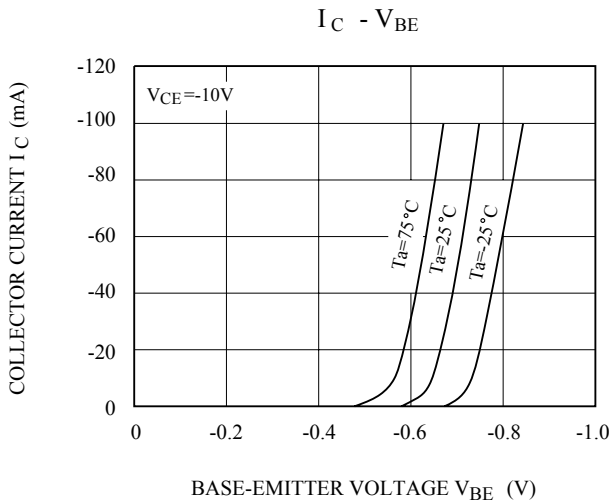
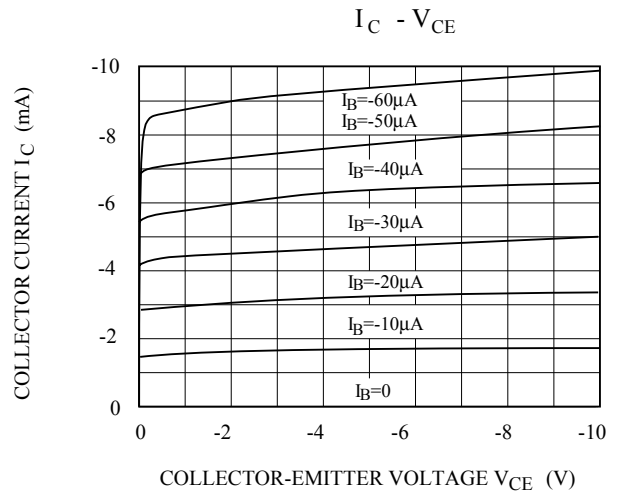
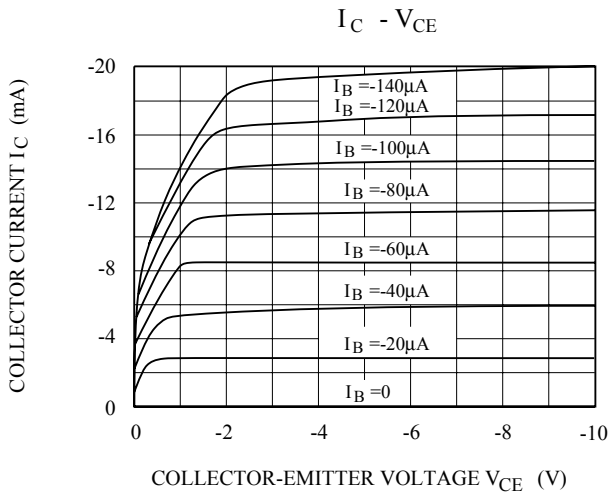
CHARACTERISTIC		SYMBOL	RATING	UNIT
Collector-Base Voltage		V_{CBO}	-300	V
Collector-Emitter Voltage		V_{CEO}	-300	V
Emitter-Base Voltage		V_{EBO}	-5	V
Collector Current	DC	I_C	-100	mA
	Pulse	I_{CP}	-200	
Collector Power Dissipation	$T_a = 25^\circ C$	P_C	1.5	W
	$T_c = 25^\circ C$		7	
Junction Temperature		T_j	150	$^\circ C$
Storage Temperature Range		T_{stg}	-55 ~ 150	$^\circ C$



ELECTRICAL CHARACTERISTICS ($T_a = 25^\circ C$)

CHARACTERISTIC	SYMBOL	TEST CONDITION	MIN.	TYP.	MAX.	UNIT
Collector Cut-off Current	I_{CBO}	$V_{CB} = -200V, I_E = 0$	-	-	-0.1	μA
Emitter Cut-off Current	I_{EBO}	$V_{EB} = -4V, I_C = 0$	-	-	-0.1	μA
DC Current Gain	h_{FE} (Note)	$V_{CE} = -10V, I_C = -10mA$	60	-	200	
Transition Frequency	f_T	$V_{CE} = -30V, I_C = -10mA$	-	150	-	MHz
Collector Output Capacitance	C_{ob}	$V_{CB} = -30V, I_E = 0, f = 1MHz$	-	3.1	-	pF
Reverse Transfer Capacitance	C_{re}	$V_{CB} = -30V, I_E = 0, f = 1MHz$	-	2.3	-	pF
Collector-Emitter Saturation Voltage	$V_{CE(sat)}$	$I_C = -20mA, I_B = -2mA$	-	-	-0.6	V
Base-Emitter Saturation Voltage	$V_{BE(sat)}$	$I_C = -20mA, I_B = -2mA$	-	-	-1.0	V
Collector-Base Breakdown Voltage	$V_{(BR)CBO}$	$I_C = -10\mu A, I_E = 0$	-300	-	-	V
Collector-Emitter Breakdown Voltage	$V_{(BR)CEO}$	$I_C = -1mA, I_B = 0$	-300	-	-	V
Base-Emitter Breakdown Voltage	$V_{(BR)EBO}$	$I_E = -10\mu A, I_C = 0$	-5	-	-	V

Note : h_{FE} Classification O:60 ~ 120, Y:100 ~ 200



KTA1381

