

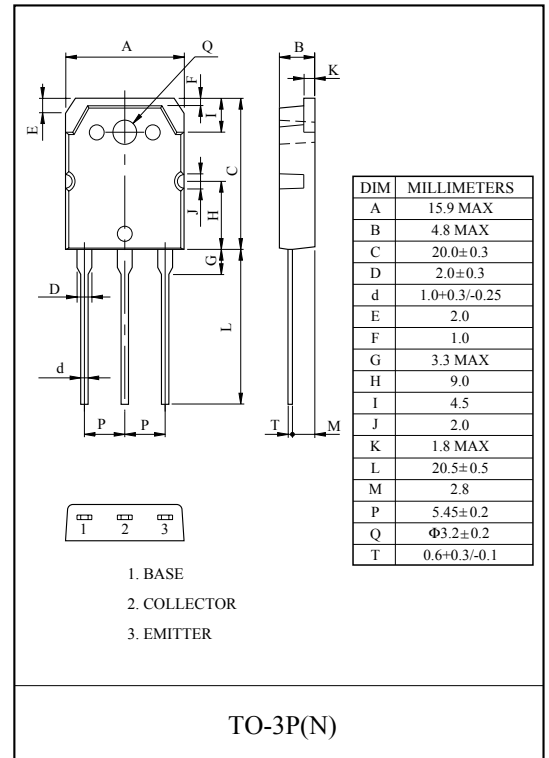
HIGH POWER AMPLIFIER APPLICATION.

FEATURES

- Recommended for 55W Audio Frequency Amplifier Output Stage.
- Complementary to KTA1940.

MAXIMUM RATING (Ta=25°C)

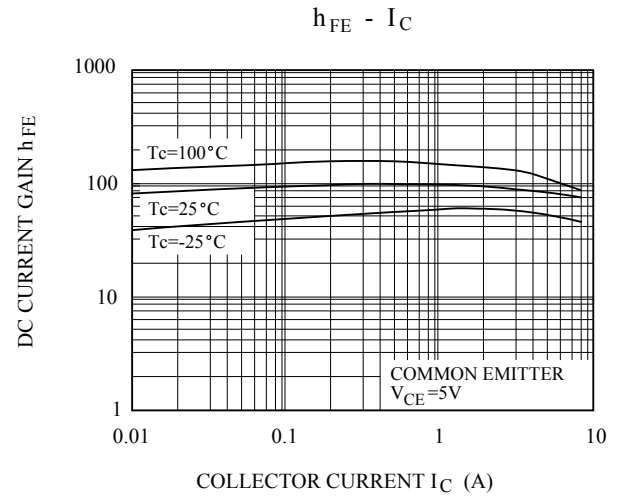
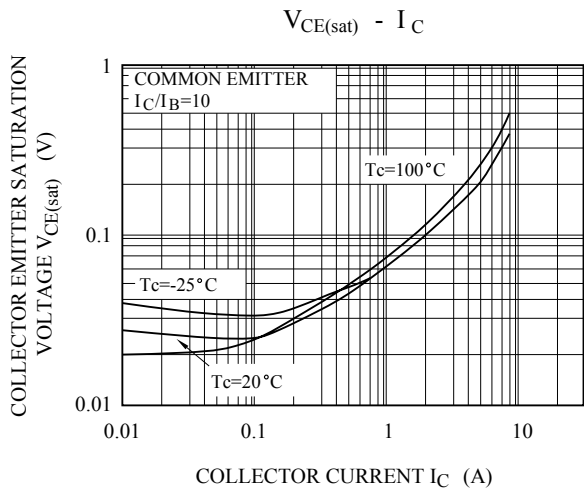
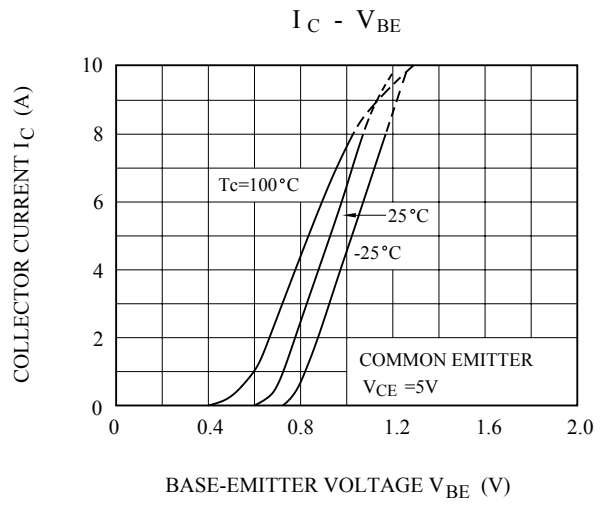
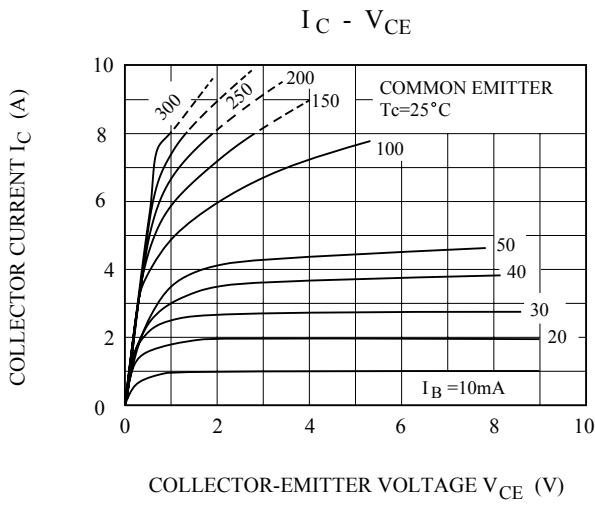
CHARACTERISTIC	SYMBOL	RATING	UNIT
Collector-Base Voltage	V_{CB0}	120	V
Collector-Emitter Voltage	V_{CE0}	120	V
Emitter-Base Voltage	V_{EB0}	5	V
Collector Current	I_C	10	A
Base Current	I_B	0.8	A
Collector Power Dissipation (Tc=25°C)	P_C	80	W
Junction Temperature	T_j	150	°C
Storage Temperature Range	T_{stg}	-55 ~ 150	°C



ELECTRICAL CHARACTERISTICS (Ta=25°C)

CHARACTERISTIC	SYMBOL	TEST CONDITION	MIN.	TYP.	MAX.	UNIT
Collector Cut-off Current	I_{CB0}	$V_{CB}=120V, I_E=0$	-	-	5.0	μA
Emitter Cut-off Current	I_{EB0}	$V_{EB}=5V, I_C=0$	-	-	5.0	μA
Collector-Emitter Breakdown Voltage	$V_{(BR)CEO}$	$I_C=50mA, I_B=0$	120	-	-	V
DC Current Gain	$h_{FE(1)}$ (Note)	$V_{CE}=5V, I_C=1A$	55	-	160	
	$h_{FE(2)}$	$V_{CE}=5V, I_C=4A$	35	75	-	
Collector-Emitter Saturation Voltage	$V_{CE(sat)}$	$I_C=6A, I_B=0.6A$	-	0.35	2.0	V
Base-Emitter Voltage	V_{BE}	$V_{CE}=5V, I_C=4A$	-	0.95	1.5	V
Transition Frequency	f_T	$V_{CE}=5V, I_C=1A$	-	30	-	MHz
Collector Output Capacitance	C_{ob}	$V_{CB}=10V, I_E=0, f=1MHz$	-	120	-	pF

Note : $h_{FE(1)}$ Classification R:55~110, O:80~160.



SAFE OPERATING AREA

